



**MOBILE SOURCE AIR POLLUTION REDUCTION REVIEW COMMITTEE
MSRC AGENDA
Thursday, August 17, 2017 at 2:00 p.m.**

LOCATION

South Coast Air Quality Management District
21865 Copley Drive, Conf. Room CC8, Diamond Bar, CA 91765

TELECONFERENCE LOCATION

Los Angeles County MTA (LA Metro) Headquarters, Henry Huntington Room, 3rd Floor
One Gateway Plaza, Los Angeles, CA 90012
(Public may attend either of the above locations)

MSRC Committee Members

MSRC Chair

Greg Pettis
Commissioner, RCTC
Representing Riverside County Transportation
Commission
Alternate: Adam Rush, Commissioner, RCTC

Jack Kitowski, CARB Staff
Representing California Air Resources Board
Alternate: Michael Carter, CARB Staff

Ben Benoit
Member, SCAQMD Governing Board
Representing South Coast Air Quality
Management District

MSRC Vice-Chair

Larry McCallon
Member, SBCTA Board of Directors
Representing San Bernardino County
Transportation Authority
Alternate: Vacant

Vacant
Representing Regional Rideshare Agency
Alternate: Dolores Roybal Saltarelli, MTA Staff

Steve Veres, Member, LACCD Board of
Trustees
Representing Los Angeles County MTA
Alternate: Mark Yamarone, MTA Staff

Greg Winterbottom
Board of Directors, OCTA
Representing Orange County Transportation
Authority
Alternate: Tim Shaw, Board of Directors, OCTA

Michele Martinez
Member, SCAG Regional Council
Representing Southern California Association of
Governments
Alternate: Rex Richardson, SCAG Reg. Council

CALL TO ORDER

Opening Comments: Greg Pettis, MSRC Chair
Other MSRC Members
Fred Minassian, Asst. DEO/Science & Technology Advancement

CONSENT CALENDAR (Items 1 through 9)

Receive and Approve

1. Minutes for the May 18 and June 15, 2017 MSRC Meetings Ponce/Cedillo
Minutes to be distributed at the meeting

2. Summary of Final Reports by MSRC Contractors Gorski
p. 1
 - Mike Diamond/Phace Management Services LLC, MS12033 (\$500,000 – Purchase 20 Medium Heavy-Duty CNG Vehicles)
 - CR&R Inc., MS12075 (\$100,000 – Expansion of Existing CNG Infrastructure)
 - Riverside County Transportation Commission, MS12089 (\$249,136 – Implement Rideshare Incentives Program)
 - Foothill Transit, MS16099 (\$50,000 – Implement Special Bus Service to Los Angeles County Fair)
 - Riverside Transit Agency, MS16116 (\$10,000 – Purchase One Transit Bus)
 - Southern California Gas Company, MS12011 (\$150,000 - Construct New Public-Access CNG Station - Pico Rivera)

Information Only - Receive and File

3. MSRC Contracts Administrator’s Report Ravenstein
p. 20

This report covers key issues addressed by MSRC staff, status of open contracts, and administrative scope changes from June 1 through July 26, 2017.

4. Financial Report on AB 2766 Discretionary Fund Kampa
p. 50

Financial Report for July 2017.

For Approval – As Recommended

5. Consider 19-Month Term Extension by City of West Covina, Contract #ML12018 (\$300,000 – Expand CNG Station) Ravenstein
p. 51

The City requests a 19-month term extension due to the design contractor taking longer than anticipated. **THE MSRC-TAC UNANIMOUSLY RECOMMENDS APPROVAL**

6. Consider 24-Month Term Extension by City of El Monte, Contract #ML16046 (\$20,160 – Install EV Charging Stations, Downtown Parking Lot) Ravenstein
p. 54
- The City requests a 24-month term extension because existing staff levels cannot provide adequate support to complete the work, but an additional staff member has been approved for FY 17-18. **THE MSRC-TAC UNANIMOUSLY RECOMMENDS APPROVAL**
7. Consider 24-Month Term Extension by City of El Monte, Contract #ML16083 (\$57,210 – Install EV Charging Stations, City Hall and Metrolink) Ravenstein
p. 58
- The City requests a 24-month term extension because existing staff levels cannot provide adequate support to complete the work, but an additional staff member has been approved for FY 17-18. **THE MSRC-TAC UNANIMOUSLY RECOMMENDS APPROVAL**
8. Consider Modified Statement of Work by Omnitrans, Contract #MS16120 (\$945,000 – Purchase 39 and Repower 24 Near-Zero CNG Vehicles) Ravenstein
p. 62
- Omnitrans requests to modify the contract to repower 63 vehicles, rather than purchase 39 and repower 24, as this would be more cost effective and efficient for Omnitrans. **THE MSRC-TAC UNANIMOUSLY RECOMMENDS APPROVAL**
9. Consider Modified Statement of Work by City of Redlands, Contract #ML14056 (\$125,000 – Install Bicycle Lanes) Ravenstein
p. 65
- The City has revised its cost estimate downwards for the original specified scope of five streets. The City requests to utilize the savings to install approximately 4,000 feet of bicycle lanes on an additional street, as well as adding green conflict zone paint to three of the five streets in the original scope, with no change to the overall contract value. **THE MSRC-TAC UNANIMOUSLY RECOMMENDS APPROVAL**

ACTION CALENDAR (Items 10 through 14)

FYs 2016-18 WORK PROGRAM

10. Consider Selection of Specific Project Elements by Southern California Association of Governments (SCAG), Contract #MS18002 (\$2,500,000 – “Go Human” Partnership Program) Lynn
p. 70

As an element of the FYs 2016-18 Work Program, the MSRC allocated \$2.5 million to partner with SCAG on their broad-based regional active transportation outreach, education and demonstration dubbed “Go Human”. The MSRC’s allocation was based upon SCAG’s commitment to provide matching funds of at least an equivalent amount. Additionally, 80% of the MSRC’s contribution was to be split equally amongst projects in the Los Angeles, Orange, Riverside, and San Bernardino Counties, with the remainder of the MSRC’s funding awarded competitively. Contract #MS18002 was executed to effectuate the award, and requires selection of specific project elements as the first task. SCAG has submitted their proposed project list and requests approval. **EXCEPT FOR AN ABSTENSION BY MEMBER YORK, MSRC-TAC UNANIMOUSLY RECOMMENDS APPROVAL OF PROJECT ELEMENTS AS DESCRIBED IN THE ATTACHED STAFF REPORT**

11. Consider Funding for Application Received under the Natural Gas Infrastructure Program Kato
p. 75

As an element of the FYs 2016-18 Work Program, the MSRC allocated \$4 million to fund new and expanded CNG and LNG refueling stations, as well as modifications to vehicle maintenance facilities and technician training. A Program Announcement was released on June 2, 2017. To date, the MSRC has received one application requesting \$82,500 for maintenance facility modifications and technician training. **THE MSRC-TAC UNANIMOUSLY RECOMMENDS APPROVAL OF AN AWARD OF \$82,500 TO PENSKE TRUCK LEASING COMPANY**

12. Consider Funding for Application Received under the Major Event Center Transportation Program Lynn
p. 78

As an element of the FYs 2016-18 Work Program, the MSRC allocated \$5 million to fund projects assisting venues not sufficiently served by transportation service. A Program Announcement was released on March 3, 2017. To date, the MSRC has awarded a total of \$1,557,058. An additional application is being brought forward for consideration: Foothill Transit is requesting \$100,000 for special bus service to the 2017 and 2018 Los Angeles County Fair. The TCM Subcommittee’s recommendations will be brought forward at the meeting. **THE MSRC-TAC UNANIMOUSLY RECOMMENDS APPROVAL OF AN AWARD OF \$100,000 TO FOOTHILL TRANSIT FOR THE 2017 AND 2018 LOS ANGELES COUNTY FAIRS. THE MSRC-TAC FURTHER RECOMMENDS THAT FUNDING FOR THE 2018 FAIR BE CONTINGENT UPON FOOTHILL TRANSIT PROVIDING RIDERSHIP DATA, AT PROJECT MIDPOINT, TO THE MSRC-TAC TCM SUBCOMMITTEE FOR EVALUATION AND, IF WARRANTED, THE MSRC-TAC TCM SUBCOMMITTEE WILL RECOMMEND THAT THE MSRC DISCONTINUE FUNDING THE SERVICE**

13. Consider MSRC-TAC Evaluation Panel's Recommendation for Technical Advisor Services for the MSRC

Hardison
p. 83

The MSRC approved release of Request for Proposals #P2017-15 for the solicitation of Technical Advisor Services for the MSRC, with a submission deadline of 2:00 p.m. on July 13, 2017. Two proposals were received and evaluated by the MSRC-TAC. **THE MSRC-TAC UNANIMOUSLY RECOMMENDS APPROVAL OF AN AWARD TO RAYMOND J. GORSKI**

14. Consider Program Opportunity Notice for Local Government Partnership Program

Patchan
p. 87

In October 2016, the MSRC established initial categories for its FYs 2016-18 Work Program. One of the categories designated for consideration was Local Government Match. The proposed new approach has great promise to garner participation from a greater proportion of the local cities and counties than previous programs, while also yielding even stronger benefits in support of the SCAQMD Air Quality Management Plan. **THE MSRC-TAC UNANIMOUSLY RECOMMENDS APPROVAL**

OTHER BUSINESS

15. **Any member of the committee, on his or her own initiative or in response to questions posed by the public, may ask a question for clarification, may make a brief announcement or report on his or her own activities, provide a reference to staff regarding factual information, request staff to report back at a subsequent meeting concerning any matter, or may take action to direct staff to place a matter of business on a future agenda. (Govt. Code Section 54954.2)*

Pettis
p. 95

PUBLIC COMMENT PERIOD - (Public Comment on Non-Agenda Items, Pursuant to Government Code Section 54954.3)

Members of the public may address this body concerning any agenda item before or during consideration of that item (Govt. Code Section 54954.3(a)). All agendas for regular meetings are posted at District Headquarters, 21865 Copley Drive, Diamond Bar, California, at least 72 hours in advance of a regular meeting. At the end of the regular meeting agenda, an opportunity is also provided for the public to speak on any subject within the MSRC's authority. Speakers may be limited to three (3) minutes each.

ADJOURNMENT

NEXT MEETING: Date: September 21, 2017, 2:00 p.m., Room CC8

Americans with Disabilities Act

The agenda and documents in the agenda packet will be made available, upon request, in appropriate alternative formats to assist persons with a disability (Govt. Code Section 54954.2(a)). Disability-related accommodations will also be made available to allow participation in the MSRC meeting. Any accommodations must be requested as soon as practicable. Requests will be accommodated to the extent feasible. Please contact Penny Shaw Cedillo at (909) 396-3008 from 7:00 a.m. to 5:30 p.m., Tuesday through Friday, or send the request to pcedillo@aqmd.gov.

Pursuant to SB 343

All documents (i) constituting non-exempt public records, (ii) relating to an item on an agenda for a regular meeting, and (iii) having been distributed to at least a majority of the Committee after the Agenda is posted, are available prior to the meeting for public review at the South Coast Air Quality Management District, Public Information Center, 21865 Copley Drive, Diamond Bar, CA 91765.

Contacts: Cynthia Ravenstein, MSRC Contracts Administrator - (909) 396-3269
Ray Gorski, MSRC Technical Advisor – (909) 396-2479
Penny Shaw Cedillo, MSRC Administrative Liaison – (909) 396-3179

*** Visit Our Website At: www.cleantransportationfunding.org ***

AGENDA ITEM #2

Summary of Final Reports by MSRC Contractors



MSRC Agenda Item No. 2

Date: August 17, 2017
From: Ray Gorski, MSRC Technical Advisor
Subject: Final Reports Received and Reviewed

Six (6) final reports were submitted for MSRC review and approval during June and July:

- Mike Diamond/PHACE Management Services LLC, MS12033 (\$500,000 – Purchase 20 Medium Heavy-Duty CNG Vehicles (Six vehicles actually purchased))
- CR&R Inc., MS12075 (\$100,000 – Expansion of Existing CNG Infrastructure)
- Riverside County Transportation Commission, MS12089 (\$249,136 – Implement Rideshare Incentives Program)
- Foothill Transit, MS16099 (\$50,000 – Implement Special Bus Service to Los Angeles County Fair)
- Riverside Transit Agency, MS16116 (\$10,000 – Purchase of One Near Zero Emission Transit Bus)
- Southern California Gas Company, MS12011 (\$150,000 - Construct New Public Access CNG Station)

A summary of each Final Report is attached. The MSRC-TAC has reviewed each Final Report and recommends approval.

Copies of the complete Final Reports are also available by e-mail – please send your request to rgorski@aqmd.gov.

Contractor: Mike Diamond/PHACE Management Services, LLC
Contract Number: MS12033A
Contract Amount: \$500,000 (Actual amount reimbursable - \$150,000)
Title: Purchase of Six Medium Heavy-Duty CNG Vehicles

Discussion

PHACE Management Services, LLC, on behalf of Mike Diamond Company, purchased six (6) medium-heavy-duty vehicles to serve as service trucks in the Mike Diamond Plumbing Company.

The six trucks are 2015 Isuzu model NPR-HD “plumber’s cube” body vehicles. The base vehicles are equipped with the General Motors 6.0L Vortech engine. The engine is subsequently upfitted with the Greenkraft 6.0L dedicated compressed natural gas (CNG) fuel system.

Each truck is equipped with three (3) CNG fuel tanks to provide necessary vehicle range. Each CNG tank has a capacity of approximately 12.7-gasoline gallon equivalent for a total fuel capacity of approximately 38 gallons per vehicle.



Outreach

The Mike Diamond Plumbing website has a description of their CNG-fueled service trucks and a discussion of the environmental benefits of using clean alternative fuels as compared to conventional fuels. Mike Diamond also published a press release and web story to fulfill their public outreach obligations under the MSRC contract.

Contractor: CR&R, Inc.
Contract Number: MS12075
Contract Amount: \$100,000
Title: Expansion of Existing CNG Refueling Infrastructure

Discussion

CR&R Incorporated (CR&R) commenced construction in April of 2014 on its Anaerobic Digestion (AD) project in Perris, CA. The AD project will be one of the largest of its kind in the United States when it reaches its ultimate final build out which includes four separate and distinct phases. The project will use high solids anaerobic digestion technology to convert organic waste (green waste and food scraps) into renewable natural gas (RNG) for CR&R's fleet of collection vehicles, as well as produce a soil amendment and/or fertilizer for use in the agricultural industry.

The first phase of the project has a permit to process more than 83,600 tons of organic waste per year. The heart of the digester system is a slow-moving, horizontal agitator. The agitator maximizes the exposure between the anaerobic bacteria that eat and consume the feedstock so the maximum amount of biogas is released. To optimize biogas yield, the system is fully automated and continuously monitors and optimizes the digestion environment and feed rate. The CR&R plant will eventually feature four parallel, primary digesters.

The project also encompassed the design, permitting and construction of an expanded Renewable Natural Gas (RNG) Fueling Station. The original fueling station was constructed to fuel 52 natural gas refuse trucks and street sweepers. The addition on the 2nd compressor and 50 additional fueling hoses were constructed in conjunction with the development of the Anaerobic Digestion (AD) facility that will produce RNG and high quality soil amendment. The doubling of the fueling station provides redundancy and the ability to slow fuel 102 trucks with RNG produced by the AD facility. The current configuration consists of two (2) ANGI compressors and 102 slow fill hoses in order to improve reliability and eliminate the need to fuel at an offsite location.

The fueling facility will ensure that CR&R continues to expand the use of natural gas refuse and recycling collection trucks as well as provides for the delivery of the RNG produced by the AD facility for use in the CR&R fleet.

The following data has been collected during the period of May 1, 2016 through December 31, 2016. During the data collection period, it was reported that the facility was reliable and trouble free.

- Number of vehicles fueled per day - 78 vehicles
- CNG consumption per day - approximately 3,510 diesel gallon equivalent (DGE)
- CNG consumption for 2016- approximately 617,760 diesel gallon equivalent (DGE)
- Number of days or hours for 2016 that the station was inoperative - 2 to 2.5 days of down time due to programming problems
- Maximum capacity of the new fueling station (2 compressors) - 970 SCFM

- Time to Fuel entire fleet - 5 to 6 hours per night
- Electricity required to power the CNG compression equipment on a daily basis – CR&R cannot determine the exact cost because the fueling station is included in our overall electric load
- Duty cycle of the current fleet - Approximately 11 hours per day per vehicle





Contractor: Riverside County Transportation Commission
Contract Number: MS12089
Contract Amount: \$249,136
Title: Implement "Rideshare Thursday" Incentives Program

Discussion

To augment the MSRC's "Rideshare Thursday" public awareness campaign implemented in 2013, the Committee partnered with the Riverside County Transportation Commission (RCTC) to expand the eligibility for their existing rideshare incentive programs. The Rideshare Thursday incentive program allowed all Riverside and San Bernardino County residents who rideshare and had not previously received incentives to be able to participate in the \$2/day and Rideshare Plus incentive programs. RCTC also increased rideshare programs' marketing to existing Employer Clients in order to increase their employees' participation.

Marketing & Promotion

Marketing of the MSRC Rideshare Thursday incentive program began in September 2014 and ended September 2015. The \$2 per day incentive claim forms were accepted through June 2015. Highlights included:

Marketing Flyers and Cards Distributed on Transit and at Park-and-Ride Lots

- In February 2015 a seat-drop on Metrolink trains to promote the MSRC program involved 2,450 flyers left on San Bernardino line trains and 550 flyers left on the IE-OC line trains.
- On May 28, 2015 approximately 5,000 flyers were distributed via seat drop on Metrolink trains departing from both Riverside and San Bernardino;
- Over 1,200 marketing flyers were distributed at 15 San Bernardino County Park & Ride lots between January 1, 2015 and March 31, 2015;
- Omnitrans installed 164 buscards promoting the MSRC program on their buses in February 2015.

Radio Advertising

- The MSRC program was discussed on KQIE and KFRG radio stations in January and February of 2015.

Articles Published on the Program

- The MSRC program was highlighted in the November 2014 and January 2015 editions of the "Rideshare Connection" newsletter, which was e-mailed to over 270 Inland Empire ETC's;
- An article was published on the MSRC Program in the January 2015 editions of both the Commuter and ETC "On the Go" newsletters;
- Omnitrans published an article in February 2015 on the MSRC Program in its "Outlook Stakeholders" newsletter.

E-Mail Blasts

- An updated marketing flyer was e-mailed to 140 Riverside County employers and 120 San Bernardino County employers on April 1, 2015;
- On October 14, 2014 an e-mail promoting the MSRC program was sent along with a themed marketing flyer for ETCs to forward to their employees. The e-mail was transmitted to 234 employers with signed Employer Partnership Agreements (EPA) on file and 341 employers without signed EPAs on file;
- On November 21, 2014 a follow up e-mail promoting the MSRC program was sent along with a marketing flyer to ETCs to forward to their employees.

Promotional Flyers Mailed, Dropped Off, and Posted

- In March 2015 approximately 500 flyers were mailed to the Rancho Cucamonga Quakes season ticket holders;
- A flyer was mailed in January 2015 to 166 commuters living outside of the Inland Empire who participated in the IE Rideshare Week drawing;
- Flyers were distributed at SBCTA's City/County Manager Technical Advisory Committee in February 2015;
- SBCTA posted a flyer on its website in February 2015 and posted a MSRC message about the program on its' Twitter account;
- Flyers were posted at 74 retail establishments in the Inland Empire between January and March 2015.

Program Implementation

IE Commuter was able to expand the existing \$2/day and Rideshare Plus programs to commuters traveling to the Inland Empire from other counties, primarily Los Angeles, San Diego, and Orange Counties.

Highlights Included:

- RCTC staff and consultant created the following customized project materials in September, 2014: MSRC \$2/Day Enrollment & Incentive Claim Form; MSRC \$2/Day Summary of Rules Eligibility; and MSRC Rideshare Plus Application
- Total amount of gift cards given away during the \$2/Day program was \$77,055. Of this total, \$42,900 in gift cards was distributed to Riverside County employers/participants and \$34,155 was distributed to San Bernardino County employers/participants. The rewards cards were primarily for retailers Amazon, Stater Brothers and Vons.
- An IE Rideshare week kick-off event was held on September 9, 2014. An announcement of the MSRC Rideshare Thursday Program was provided to the 84 ETC's in attendance at the event (representing 58 employers).

- During the October 1, 2014-December 31, 2014 time period, IE Commuter staff attended 18 rideshare/health fairs at employer sites, 30 ETC meetings, and two public events to promote the MSRC program.
- During the January 2015-March 2015 time period, IE Commuter staff attended 84 ETC meetings, five rideshare/health fairs, and posted marketing flyers at 74 retail establishments around the IE.



Program Results

RCTC/SBCTA Incentive Total: 23-month projections aggregated for both counties	173	303	374	19,280	38,556	1,532,609	14,571
	New Pools Formed	Number of Commuters in New Pools	Vehicles Reduced	Vehicle Trips Reduced	One-Way Vehicle Trips Reduced	Total Miles Saved	Total Lbs. Emissions Reduced

Summary and Conclusions

The IE Commuter program achieved numerous objectives:

- Fostered region-wide ridesharing: Commutes didn't need to begin and end in Riverside and/or San Bernardino Counties, eliminating discrete county boundaries to be eligible for the program.
- Creating Incentives: From commuters' perspectives, they didn't have to self-select carpool/vanpool partners based on specific details of origin/destination. The program helped provide for seamless interface for commuters looking for rideshare matches.
- Provided an additional strategy for ETCs to utilize: The expansion of ridesharing program eligibility provided ETCs with another tool to incentivize motorists not to drive SOV, which was critical, particularly for IE commuters.

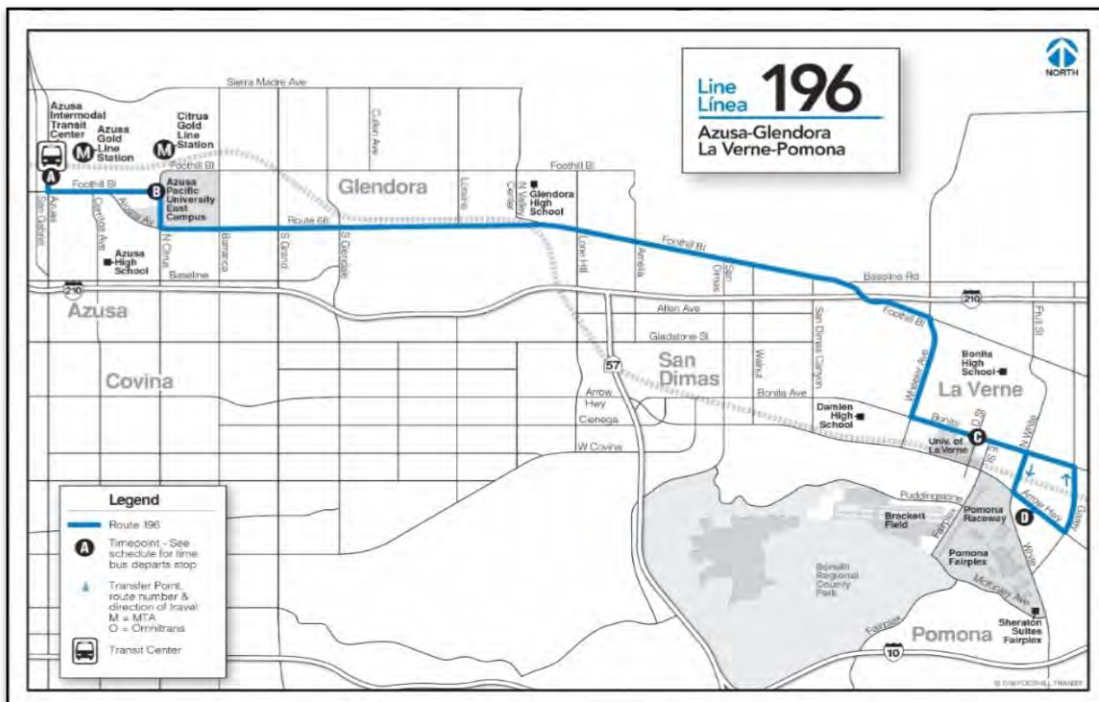
Contractor: Foothill Transit
 Contract Number: MS16099
 Contract Amount: \$50,000
 Title: Implement Special Bus Service to the Los Angeles County Fair

Discussion

As a means to help ease freeway and arterial congestion caused by the Los Angeles County Fair and leverage the popularity of the Gold Line Extension, Foothill Transit implemented a brand new line, Line 196, specifically designed for visitors of the LA County Fair. The new bus line allowed customers to travel on the Gold Line, and then take the limited stop bus service to the Fairplex in Pomona.

The route originated at the newly constructed Azusa Intermodal Transportation Center, which allowed transfers with the Gold Line as well as other heavily used Foothill Transit lines. The goal is to offer visitors to the county fair a convenient transit option that reduces automobile trips and vehicle miles traveled, their associated air pollutant emissions, as well as reduce traffic congestion in and around the Fairplex. Additionally, a goal of the project was to demonstrate the ability to leverage the LA Metro rail network to attract fair visitors from all areas of Los Angeles and adjacent counties.

During its first year in operation, Line 196 operated one hour before the fair opened with the last trip one hour after the fair closed on Saturday, Sunday, and Labor Day. At its peak, the service utilized two 2016 New Flyer CNG transit buses. Line 196 had a limited number of stops to allow a faster transit time. The stops along the route allowed transfer opportunities with one of Foothill Transit’s busiest lines, Line 187. Two additional stops were added along the route to service three college campuses in the area. One stop serviced Azusa Pacific University and Citrus College, and the second stop serviced the University of La Verne.





Line 196 Schedule (Weekends and Holidays Only)

Eastbound to LA County Fair

Leave Azusa	Arrive Pomona		
Azusa Downtown Gold Line Station	Citrus Ave. & Foothill Blvd.	Bonita Ave. & D St.	LA COUNTY FAIR
9:00	9:05	9:25	10:00
10:00	10:05	10:25	11:00
11:00	11:05	11:25	12:00
12:00	12:05	12:25	1:00
12:40	12:45	1:05	1:40
1:20	1:25	1:45	2:20
2:00	2:05	2:25	3:00
2:40	2:45	3:05	3:40
3:20	3:25	3:45	4:20
4:00	4:05	4:25	5:00
4:40	4:45	5:05	5:40
5:20	5:25	5:45	6:20
6:00	6:05	6:25	7:00
6:40	6:45	7:05	7:40
7:20	7:25	7:45	8:20
8:00	8:05	8:25	9:00

Westbound to Azusa

Leave Pomona	Arrive Azusa		
LA COUNTY FAIR	Bonita Ave. & D St.	Citrus Ave. & Foothill Blvd.	Azusa Downtown Gold Line Station
1:00	1:35	1:55	2:00
2:00	2:35	2:55	3:00
3:00	3:35	3:55	4:00
3:40	4:15	4:35	4:40
4:20	4:55	5:15	5:20
5:00	5:35	5:55	6:00
5:40	6:15	6:35	6:40
6:20	6:55	7:15	7:20
7:00	7:35	7:55	8:00
7:40	8:15	8:35	8:40
8:20	8:55	9:15	9:20
9:00	9:35	9:55	10:00
9:40	10:15	10:35	10:40
10:40	11:15	11:35	11:40
Saturdays and Sunday 9/4 additional trips	(11:10) (12:40)	(11:35) (12:15) (1:15)	(11:55) (12:35) (1:35) (12:00) (12:40) (1:40)

Note: Line 196 will drop you off at the shuttle stop where a free LA County Fair Shuttle will take you to the fair. Line 196 only operates on weekends and holidays in September.

The schedules above show the estimated departure times at the Line 196 bus stops. Traffic, weather, and construction may affect arrival times.

LEGEND: LIGHT TYPE = AM **BOLD TYPE = PM** DROP OFF ONLY (PARENTHESES) = Schedule for fair hours through midnight.

Customers that used the service saved a minimum of \$15 on parking. They also had the opportunity to save \$8 when pre-purchasing tickets by entering the coupon code "Foothill" on the LA County Fair website.

Outreach & Promotion

Foothill Transit worked with the LA County Fair marketing team to obtain official fair images to use in Foothill Transit advertising. Foothill Transit created interior bus cards displayed in the buses and "take one" brochures that were distributed in its five Transit Stores, on buses, local high schools, colleges, and community centers. Signs were also posted at Foothill Transit's busier stops.

Geo-localized web banner smartphone app advertisements were also used to target potential customers and reached a total of 128,000 users. Two Facebook ads were developed and reached approximately 50,000 users. The Facebook ads were "liked" 300 times, shared 60 times, and had 30 comments.

Foothill Transit  Written by Pulsar SparkEast [?] · August 25 ·  Like Page 

Enjoy stress-free rides to the LA County Fair with our new Line 196!

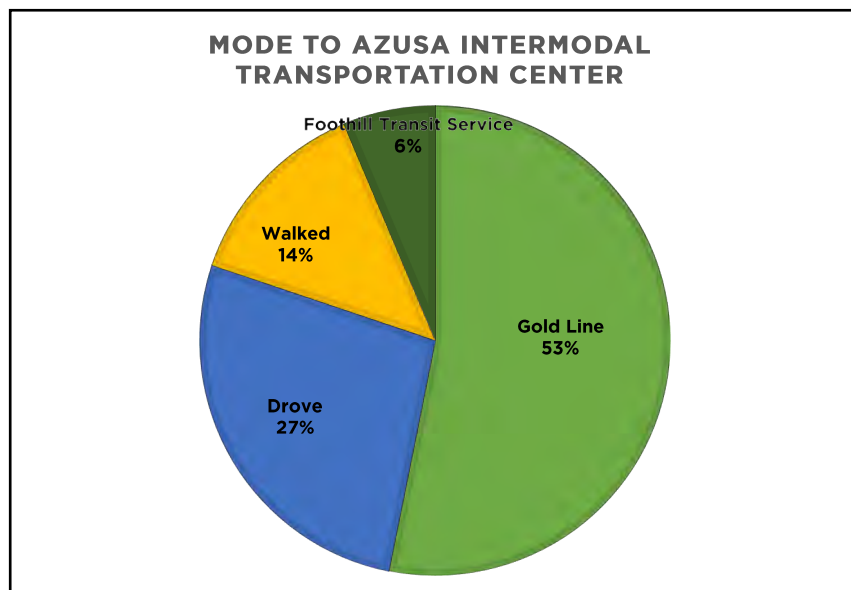


Welcome to the experience

Visit the L.A. County Fair without paying for parking or searching for a space, and get discounted tickets!

FOOTHILLTRANSIT.ORG Learn More

One goal of the service was to leverage transfers from the Gold Line extension. Based on the results of the surveys conducted, the service succeeded in doing so with 54% of those who rode Line 196 starting their trips on the Gold Line.



Foothill Transit is looking to boost future ridership on Line 196 and has developed the following “lessons learned” from this project:

- Start the marketing campaign earlier to attract more ridership;
- Work with Fairplex staff to incorporate Foothill Transit in some of the LA County Fair marketing;
- Purchase advertising space earlier on Gold Line Trains and stations;
- Improve guest control so that the line of customers waiting for the fair tram does not extend to the designated onsite Foothill Transit Bus stop;
- Provide clearer and more prominent wayfinding signage for customers looking for Foothill Transit buses;
- Provide better traffic control to ensure customer automobiles do not enter designated bus-only traffic lanes.

Contractor: Riverside Transit Agency
 Contract Number: MS16116
 Contract Amount: \$10,000
 Title: Purchase of New Transit Bus Equipped with "Near Zero" Emission CNG Engine

Discussion

The MSRC partnered with the Riverside Transit Agency (RTA) and provided co-funding towards the purchase of one new transit bus that equipped with Cummins Westport 8.9 liter ISL G natural gas engine model, certified by the California Air Resources Board (CARB) below CARB's Optional Standard for oxides of nitrogen (NOx) of 0.02 grams per brake-horsepower hour (g/bhp-hr).

No technical issues have been encountered with the advanced technology bus to date. The following are promotional materials used by RTA to publicize the deployment of the advanced technology vehicle:



ISL G 280 NEAR ZERO ENGINE

The Agency's latest push for clean air has resulted in a near-zero engine aboard a 40-foot bus. On the outside, the bus looks similar to others in the fleet. It has the same power and runs on compressed natural gas. But what sets this bus apart is its super-up engine which takes thinking green to a whole new level.

- Installed in December, 2016
- Reduces nitrogen oxide emissions by 90
- Reduces greenhouse gases by 15 percent
- Weight: 1,625 pounds
- Power: 280 horse power
- Spark-ignited engine
- Capable of operating on renewable natural gas (RNG)
- Enhanced to monitor sensors, and fuel and ignition systems
- Provides consistent emissions control
- Closed crankcase ventilation system helps reduce emissions
- Manufactured by Vancouver-based Cummins Westport Inc.
- Made possible by grant from Mobile Source Air Pollution Reduction Review Committee



RiversideTransit.com | (915)565-5002



Contractor: Southern California Gas Company
Contract Number: MS12011
Contract Amount: \$150,000
Title: Construct New Public Access CNG Station in Pico Rivera

Discussion

This project encompassed the design, construction, and operation of a publicly accessible compressed natural gas (CNG) fueling station with dispensing capacity of five (5) gasoline gallon equivalents (GGE) per minute per hose. This station includes two 125 horsepower, two 524 standard cubic feet per minute (SCFM) ANGI compressors (Ariel Model NG300E), two fast-fill dispensers with four hoses, seven time-fill posts that are equipped with 14 hoses, and one 34,000 standard cubic feet (SCF) compressed gas storage system.

The public portion of the station consists of a single fueling island with two fast fill dispensers, each with two dispensing nozzles each rated at five (5) GGE/minute (minimum). This public access fueling island is available 24 hours per day, seven days per week and support existing fleets from NASA trash trucks, Coca Cola, as well as natural gas vehicles (NGVs) from the general public. The time-fill equipment is located inside the company base to support overnight fueling of up to 14 SoCalGas fleet vehicles at one time.

The station is located at SoCalGas' Pico Rivera facility, less than one mile from the Interstate 5 FWY, at 8101 Rosemead Blvd., Pico Rivera, CA 90660. This location provides excellent accessibility for natural gas-fueled trash trucks, which serve several residential neighborhoods within the vicinity, and the general public. This project station location offers an important addition to the region's CNG fueling infrastructure network. In the first six months of station operation, throughput averaged 590 GGE per day. At this current rate, the station is projected to dispense over 215,000 GGE in the first year of operation.

Issues Encountered & Resolved

The permitting process took several months longer than was originally anticipated. This project is located in an unusual location compared to other NGV stations. The project is located directly off a main thoroughfare and next to a train track and is also impacted by an adjacent residential community that is very sensitive to new developments in the area. Permitting was pursued through the City of Pico Rivera and because the station is directly off Rosemead Boulevard, which is a heavily travelled boulevard, a more rigorous plan check, permitting review and permitting requirements were required. An extensive CEQA review was also conducted resulting in additional permitting requirements. The City of Pico Rivera also required other agency reviews and approvals from the Los Angeles City Sanitation Department and from the SCAQMD, which were not originally anticipated. In addition, the City of Pico Rivera required SoCalGas to conduct a traffic study to determine the impact of traffic flow from the project facility to and from Rosemead Boulevard as part of the permitting process. The permitting process took 25 months, a full 19 months longer than was planned. All of these unusual and unexpected requirements contributed to the significant delays to the project

PHOTOGRAPHS & OUTREACH

A grand opening event was held on July 13, 2016. Websites covering transportation news for business covered the event, and SoCalGas updated the maps on its website as well as the SoCalGas mobile app. Websites covering transportation news for business covered the event, and SoCalGas prepared informational material for the station which was distributed via a broad range of websites, including, but not limited to:

- PR Newswire
- SoCalGas Social Media sites
- San Diego Renewable Energy Society
- Green Fleet News
- US Gas Vehicles.com
- Natural Gas Vehicles Journal

Energy-efficient LED signage enables motorists to see the CNG fuel prices and drought-tolerant landscaping adds beauty together with energy and water-saving environmental benefits.

This new station supports state and local goals to increase petroleum fuel displacement in the region while enhancing air quality by reducing criteria pollutant and greenhouse gas emissions.

Summary

The actual measured throughput during the six-month data collection period was 115,448 GGE, just over 100,000 DGE•, well beyond the year three goal for this contract (67,300 DGE/year). At the current monthly throughput rate of approximately 19,241 GGEs, the annual throughput is projected to be 231,000 GGE/year at the current rate. For the 183-day demonstration period, which ran from July 13, 2016, through January 12, 2017, station operation consisted of the following:

Non-SoCalGas fleet customer (public, miscellaneous credit card transactions):

- More than 5,867 public transactions, or 32 transactions per day, on average.
- A total of 107,542 GGE dispensed, or 587 GGE dispensed per day, on average.
- Public station throughput represents 76 percent of total station throughput.

SoCalGas fleet vehicle consumption:

- Approximately 14 overnight time-fill connections.
- 7,906 GGE dispensed in total, or 43 GGE dispensed per day, on average.
- Fleet vehicle throughput represents 8.4 percent of total station throughput.

Figure 1: SoCalGas Compression, Dryer and Storage Facilities, Pico Rivera



Figure 2: SoCalGas Public Access Dispenser Area, Pico Rivera



Figure 3: SoCalGas Time-Fill Area, Pico Rivera



Figure 4 – SoCalGas Public Access Station, Pico Rivera



AGENDA ITEM #3

MSRC Contracts Administrator's Report



MSRC Agenda Item No. 3

DATE: August 17, 2017

FROM: Cynthia Ravenstein

SUBJECT: AB 2766 Contracts Administrator's Report

SYNOPSIS: This report covers key issues addressed by MSRC staff, status of open contracts, and administrative scope changes from June 1 to July 26, 2017.

RECOMMENDATION: Receive and file report

WORK PROGRAM IMPACT: None

Contract Execution Status

2016-18 Work Program

On July 8, 2016, the SCAQMD Governing Board approved an award under the Event Center Transportation Program. This contract is with the prospective contractor for signature.

On October 7, 2016, the SCAQMD Governing Board approved three awards under the Event Center Transportation Program and one award for a Regional Active Transportation Partnership Program. These contracts are with the prospective contractor for signature, with the SCAQMD Board Chair for signature, or executed.

On January 6, 2017, the SCAQMD Governing Board approved an award for development, hosting and maintenance of a new MSRC website. This contract is executed.

On April 7, 2017, the SCAQMD Governing Board approved an award under the Event Center Transportation Program. This contract is with the prospective contractor for signature.

On June 2, 2017, the SCAQMD Governing Board approved an award under the Event Center Transportation Program. The SCAQMD Governing Board also approved the release of an RFP for the Alternative Fuel Infrastructure Program and an RFP for MSRC Technical Advisor Services. The Major Event Center Program contract is under development.

On July 7, 2017, the SCAQMD Governing Board approved an award under the Event Center Transportation Program. This contract is under development.

2014-16 Work Program

On December 5, 2014, the SCAQMD Governing Board approved an award under the AB118 Enhanced Fleet Maintenance Program. This contract is executed.

On June 5, 2015, the SCAQMD Governing Board approved two awards under the Event Center Transportation Program and one award to provide low-emission transportation services to the Special Olympics World Games. These contracts are executed.

On September 4, 2015, the SCAQMD Governing Board approved 25 awards under the Local Government Match Program and one award under the Transportation Control Measure Partnership Program. These contracts are with the prospective contractor for signature or executed.

On October 2, 2015, the SCAQMD Governing Board approved 11 awards under the Local Government Match Program and one award under the Alternative Fuel Infrastructure Program. These contracts are executed. Due to lack of responsiveness, negotiations were terminated with LBA Realty, and the \$100,000 awarded to them will revert to the AB 2766 Discretionary Fund.

On November 6, 2015, the SCAQMD Governing Board approved 37 awards under the Local Government Match Program. These contracts are under development, with the prospective contractor for signature or executed.

On December 4, 2015, the SCAQMD Governing Board approved one award under the Major Event Center Transportation Program, one award under the Alternative Fuel Infrastructure Program, and one award under the Transportation Control Measure Partnership Program. These contracts are under development or executed.

On January 8, 2016, the SCAQMD Governing Board approved two awards under the Major Event Center Transportation Program, one award under the Local Government Match Program, and one award under the Transportation Control Measure Partnership Program. These contracts are executed.

On March 4, 2016, the SCAQMD Governing Board approved two awards under the Alternative Fuel Infrastructure Program. These contracts are with the SCAQMD Board Chair for signature or executed.

On April 1, 2016, the SCAQMD Governing Board approved one award under the Major Event Center Transportation Program and five awards under the Transportation Control Measure Partnership Program. These contracts are executed.

On May 6, 2016, the SCAQMD Governing Board approved one award under the Major Event Center Transportation Program and one award under the Transportation Control Measure Partnership Program. These contracts are executed.

On June 3, 2016, the SCAQMD Governing Board approved one award under the Alternative Fuel Infrastructure Program. This contract is executed.

On October 7, 2016, the SCAQMD Governing Board approved ten awards under the Alternative Fuel Infrastructure Program and five awards under the Near-Zero Natural Gas Engine Incentives Program. These contracts are under development, undergoing internal review, with the prospective contractor for signature, or executed.

On January 6, 2017, the SCAQMD Governing Board approved an award under the Alternative Fuel Infrastructure Program and an award under the Near-Zero Natural Gas Engine Incentives Program. These contracts are executed.

2012-14 Work Program

Except as specifically discussed below, all contracts from this Work Program are executed.

Work Program Status

Contract Status Reports for work program years with open (including “Open/Complete”) and/or pending contracts are attached. MSRC or MSRC-TAC members may request spreadsheets covering any other work program year.

FY 2004-05 Work Program Contracts

One contract from this work program year is open.

FY 2004-05 Invoices Paid

No invoices were paid during this period.

FY 2006-07 Work Program Contracts

No contracts from this work program year are open; and 2 are in “Open/Complete” status.

FY 2006-07 Invoices Paid

No invoices were paid during this period.

FY 2007-08 Work Program Contracts

4 contracts from this work program year are open; and 5 are in “Open/Complete” status.

FY 2007-08 Invoices Paid

No invoices were paid during this period.

FY 2008-09 Work Program Contracts

2 contracts from this work program year are open; and 9 are in “Open/Complete” status.

FY 2008-09 Invoices Paid

No invoices were paid during this period.

FY 2010-11 Work Program Contracts

10 contracts from this work program year are open; and 34 are in “Open/Complete” status. Two contracts moved into “Open/Complete” status during this period: City of South Pasadena, Contract #ML1140 – Purchase One Heavy-Duty Natural Gas Vehicle, and City of Santa Ana, Contract #ML1141 - Purchase 7 Heavy-Duty Natural Gas Vehicles & Retrofit 6 Heavy-Duty Vehicles with DECS. One contract was moved into the “Closed/Incomplete” category during this period with funds having been paid: City of Long Beach, Contract #MS11085 – Retrofit 7 Off-Road Vehicles with DECS.

FY 2010-11 Invoices Paid

No invoices were paid during this period.

FY 2011-12 Work Program Contracts

19 contracts from this work program year are open, and 29 are in “Open/Complete” status. One contract moved into “Open/Complete” status during this period: Southern California Gas Co., Contract #MS12024 – Construct Natural Fueling Station.

FY 2011-12 Invoices Paid

Two invoices totaling \$73,307.00 were paid during this period.

FYs 2012-14 Work Program Contracts

44 contracts from this work program year are open, and 18 are in “Open/Complete” status. One contract moved into “Closed/Incomplete” status during this period with no funds having been paid: City of Yucaipa, ML14050 – Installation of Bicycle Lanes. Two contracts moved into the “Closed” category during this period: City of Torrance, Contract #ML14054 – Upgrade Maintenance Facility and Orange County Transportation Authority, Contract #MS14058 – Implement Various Traffic Signal Synchronization Projects.

FYs 2012-14 Invoices Paid

6 invoices totaling \$1,035,194.32 were paid during this period.

FYs 2014-16 Work Program Contracts

88 contracts from this work program year are open, and 9 are in “Open/Complete” status. Two contracts moved into “Closed” status during this period: Orange County Transportation Authority, Contract MS16089 – Implement Special Bus Service to Angel Stadium and Orange County Transportation Authority, Contract MS16095 – Implement Special Bus Service to Orange County Fair

FYs 2014-16 Invoices Paid

6 invoices totaling \$450,393.00 were paid during this period.

FYs 2016-18 Work Program Contracts

Two contracts from this work program year are open.

FYs 2016-18 Invoices Paid

No invoices were paid during this period.

Administrative Scope Changes

6 administrative scope changes were initiated during the period of June 1 to July 26, 2017:

- City of Azusa, Contract #ML16032 (Implement “Complete Streets” Project) – 12-month no-cost extension
- City of Santa Monica, Contract #MS12060 (Implement Bike Share Program) – 12-month no-cost extension
- County of Los Angeles, Contract #ML14024 (Upgrade Maintenance Facility – Baldwin Park) – 12-month no-cost extension
- County of Los Angeles, Contract #ML14023 (Upgrade Maintenance Facility – Westchester) – 12-month no-cost extension

- City of San Dimas, Contract #ML16042 (Install EV Charging Stations) – 12-month no-cost extension
- City of Monterey Park, Contract #ML16013 (Purchase 3 Heavy-Duty Natural Gas Vehicles) – 12-month no-cost extension

Attachments

- FY 2004-05 through FYs 2016-18 (except FY 2005-06 and FY 2009-10) Contract Status Reports



AB2766 Discretionary Fund Program Invoices

June 1, 2017 to July 26, 2017

Contract Admin.	MSRC Chair	MSRC Liaison	Finance	Contract #	Contractor	Invoice #	Amount
<i>2011-2012 Work Program</i>							
7/11/2017	7/12/2017	7/12/2017	7/14/2017	MS12024	Southern California Gas Company	2200-0309	\$15,000.00
6/8/2017	6/15/2017	6/16/2017	6/16/2017	MS12034	Ware Disposal Company, Inc.	6063-Final	\$58,307.00
Total: \$73,307.00							
<i>2012-2014 Work Program</i>							
7/20/2017	7/21/2017	7/21/2017	7/21/2017	MS14001	Los Angeles County MTA	800067274	\$474,050.52
7/18/2017	7/21/2017	7/21/2017	7/21/2017	ML14071	City of Manhattan Beach	FINAL	\$22,485.00
7/11/2017	7/12/2017	7/12/2017	7/14/2017	ML14054	City of Torrance	018-0015009	\$319,908.80
6/14/2017	6/15/2017	6/16/2017	6/16/2017	MS14080	CR&R Incorporated	1-Final	\$200,000.00
6/14/2017	6/15/2017	6/16/2017	6/16/2017	MS14081	CR&R Incorporated	Final	\$10,000.00
6/14/2017	6/15/2017	6/16/2017	6/16/2017	MS14053	Upland Unified School District	Final	\$8,750.00
Total: \$1,035,194.32							
<i>2014-2016 Work Program</i>							
7/12/2017	7/12/2017	7/12/2017	7/14/2017	ML16007	City of Culver City Transportation Department	ML16007-01	\$210,000.00
7/5/2017	7/12/2017	7/12/2017	7/14/2017	MS16004	Mineral LLC	102867	\$300.00
6/28/2017	7/12/2017	7/12/2017	7/14/2017	ML16073	City of Long Beach Public Works	001	\$50,000.00
6/14/2017	6/15/2017	6/16/2017	6/16/2017	MS16116	Riverside Transit Agency	1417Gil3162	\$9,793.00
6/14/2017	6/15/2017	6/16/2017	6/16/2017	MS16004	Mineral LLC	102105	\$300.00
6/14/2017	6/15/2017	6/16/2017	6/16/2017	ML16059	City of Burbank	6-16	\$180,000.00
Total: \$450,393.00							

Total This Period: \$1,558,894.32

FYs 2004-05 Through 2014-16 AB2766 Contract Status Report

8/10/2017

Cont.#	Contractor	Start Date	Original End Date	Amended End Date	Contract Value	Remitted	Project Description	Award Balance	Billing Complete?
FY 2004-2005 Contracts									
Open Contracts									
ML05014	Los Angeles County Department of P	5/21/2007	11/20/2008	3/20/2018	\$204,221.00	\$0.00	Traffic Signal Synchronization	\$204,221.00	No
Total: 1									
Declined/Cancelled Contracts									
ML05005	City of Highland				\$20,000.00	\$0.00	2 Medium Duty CNG Vehicles	\$20,000.00	No
ML05008	Los Angeles County Department of P				\$140,000.00	\$0.00	7 Heavy Duty LPG Street Sweepers	\$140,000.00	No
ML05010	Los Angeles County Department of P				\$20,000.00	\$0.00	1 Heavy Duty CNG Bus	\$20,000.00	No
MS05030	City of Inglewood				\$31,662.00	\$0.00	2 CNG Street Sweepers	\$31,662.00	No
MS05032	H&C Disposal				\$34,068.00	\$0.00	2 CNG Waste Haulers	\$34,068.00	No
MS05044	City of Colton				\$78,720.00	\$0.00	CNG Station Upgrade	\$78,720.00	No
Total: 6									
Closed Contracts									
ML05006	City of Colton Public Works	7/27/2005	7/26/2006		\$30,000.00	\$30,000.00	3 Medium Duty CNG Vehicles	\$0.00	Yes
ML05011	Los Angeles County Department of P	8/10/2006	12/9/2007	6/9/2008	\$52,409.00	\$51,048.46	3 Heavy Duty LPG Shuttle Vans	\$1,360.54	Yes
ML05013	Los Angeles County Department of P	1/5/2007	7/4/2008	1/4/2013	\$313,000.00	\$313,000.00	Traffic Signal Synchronization	\$0.00	Yes
ML05015	City of Lawndale	7/27/2005	7/26/2006		\$10,000.00	\$10,000.00	1 Medium Duty CNG Vehicle	\$0.00	Yes
ML05016	City of Santa Monica	9/23/2005	9/22/2006	9/22/2007	\$350,000.00	\$350,000.00	6 MD CNG Vehicles, 1 LPG Sweep, 13 CNG	\$0.00	Yes
ML05017	City of Signal Hill	1/16/2006	7/15/2007		\$126,000.00	\$126,000.00	Traffic Signal Synchronization	\$0.00	Yes
ML05018	City of San Bernardino	4/19/2005	4/18/2006		\$40,000.00	\$40,000.00	4 M.D. CNG Vehicles	\$0.00	Yes
ML05019	City of Lakewood	5/6/2005	5/5/2006		\$10,000.00	\$10,000.00	1 M.D. CNG Vehicle	\$0.00	Yes
ML05020	City of Pomona	6/24/2005	6/23/2006		\$10,000.00	\$10,000.00	1 M.D. CNG Vehicle	\$0.00	Yes
ML05021	City of Whittier	7/7/2005	7/6/2006	4/6/2008	\$100,000.00	\$80,000.00	Sweeper, Aerial Truck, & 3 Refuse Trucks	\$20,000.00	Yes
ML05022	City of Claremont	9/23/2005	9/22/2006		\$20,000.00	\$20,000.00	2 M.D. CNG Vehicles	\$0.00	Yes
ML05024	City of Cerritos	4/18/2005	3/17/2006		\$10,000.00	\$10,000.00	1 M.D. CNG Vehicle	\$0.00	Yes
ML05025	City of Malibu	5/6/2005	3/5/2006		\$10,000.00	\$10,000.00	1 Medium-Duty CNG Vehicle	\$0.00	Yes
ML05026	City of Inglewood	1/6/2006	1/5/2007	2/5/2009	\$60,000.00	\$60,000.00	2 CNG Transit Buses, 1 CNG Pothole Patch	\$0.00	Yes
ML05027	City of Beaumont	2/23/2006	4/22/2007	6/22/2010	\$20,000.00	\$20,000.00	1 H.D. CNG Bus	\$0.00	Yes
ML05028	City of Anaheim	9/8/2006	9/7/2007	5/7/2008	\$85,331.00	\$85,331.00	Traffic signal coordination & synchronization	\$0.00	Yes
ML05029	Los Angeles World Airports	5/5/2006	9/4/2007		\$140,000.00	\$140,000.00	Seven CNG Buses	\$0.00	Yes
ML05071	City of La Canada Flintridge	1/30/2009	1/29/2011		\$20,000.00	\$20,000.00	1 CNG Bus	\$0.00	Yes

Cont.#	Contractor	Start Date	Original End Date	Amended End Date	Contract Value	Remitted	Project Description	Award Balance	Billing Complete?
ML05072	Los Angeles County Department of P	8/24/2009	5/23/2010	1/23/2011	\$349,000.00	\$349,000.00	Traffic Signal Synchronization (LADOT)	\$0.00	Yes
MS05001	A-Z Bus Sales, Inc.	2/4/2005	12/31/2005	12/31/2006	\$1,385,000.00	\$1,385,000.00	CNG School Bus Buydown	\$0.00	Yes
MS05002	California Bus Sales	2/4/2005	12/31/2005	12/31/2006	\$1,800,000.00	\$1,800,000.00	CNG School Bus Buydown	\$0.00	Yes
MS05003	BusWest	1/28/2005	12/31/2005	12/31/2006	\$2,100,000.00	\$1,620,000.00	CNG School Bus Buydown	\$480,000.00	Yes
MS05004	Johnson/Ukropina Creative Marketin	11/27/2004	1/18/2006	4/18/2006	\$1,000,000.00	\$994,612.56	Implement "Rideshare Thursday" Campaign	\$5,387.44	Yes
MS05031	City of Ontario, Housing & Municipal	7/22/2005	3/21/2007		\$191,268.00	\$191,268.00	11 CNG Waste Haulers	\$0.00	Yes
MS05033	Waste Management of the Desert	9/26/2005	5/25/2007		\$202,900.00	\$202,900.00	10 CNG Waste Haulers	\$0.00	Yes
MS05034	Sukut Equipment, Inc.	9/9/2005	5/8/2007		\$1,151,136.00	\$1,151,136.00	Repower 12 Scrapers	\$0.00	Yes
MS05035	Varner Construction Inc.	11/28/2005	4/27/2007	2/27/2008	\$334,624.00	\$334,624.00	Repower 5 Off-Road H.D. Vehicles	\$0.00	Yes
MS05036	Camarillo Engineering	8/18/2005	1/17/2007		\$1,167,276.00	\$1,167,276.00	Repower 12 Scrapers	\$0.00	Yes
MS05037	Road Builders, Inc.	11/21/2005	4/20/2007	6/20/2008	\$229,302.00	\$229,302.00	Repower 2 Scrapers	\$0.00	Yes
MS05038	SunLine Transit Agency	3/30/2006	9/29/2007		\$135,000.00	\$135,000.00	15 CNG Buses	\$0.00	Yes
MS05039	Los Angeles County MTA	4/28/2006	4/27/2008		\$405,000.00	\$405,000.00	75 CNG Buses	\$0.00	Yes
MS05040	Orange County Transportation Autho	3/23/2006	12/22/2007	6/22/2008	\$200,000.00	\$200,000.00	25 CNG Buses	\$0.00	Yes
MS05041	The Regents of the University of Cali	9/5/2006	8/4/2007	9/4/2008	\$15,921.00	\$15,921.00	CNG Station Upgrade	\$0.00	Yes
MS05042	City of Ontario, Housing & Municipal	11/21/2005	9/20/2006	7/20/2007	\$117,832.00	\$74,531.27	CNG Station Upgrade	\$43,300.73	Yes
MS05043	Whittier Union High School District	9/23/2005	7/22/2006		\$15,921.00	\$15,921.00	CNG Station Upgrade	\$0.00	Yes
MS05045	City of Covina	9/9/2005	7/8/2006		\$10,000.00	\$7,435.61	CNG Station Upgrade	\$2,564.39	Yes
MS05046	City of Inglewood	1/6/2006	5/5/2007		\$139,150.00	\$56,150.27	CNG Station Upgrade	\$82,999.73	Yes
MS05047	Orange County Transportation Autho	10/20/2005	10/19/2006	1/19/2007	\$75,563.00	\$75,563.00	CNG Station Upgrade	\$0.00	Yes
MS05048	City of Santa Monica	7/24/2006	11/23/2007		\$150,000.00	\$150,000.00	CNG Station Upgrade	\$0.00	Yes
MS05049	Omnitrans	9/23/2005	2/22/2007		\$25,000.00	\$7,250.00	CNG Station Upgrade	\$17,750.00	Yes
MS05050	Gateway Cities Council of Governme	12/21/2005	4/20/2010		\$1,464,839.00	\$1,464,838.12	Truck Fleet Modernization Program	\$0.88	Yes
MS05051	Jagur Tractor	1/16/2006	4/15/2007	10/15/2007	\$660,928.00	\$660,928.00	Repower 6 Scrapers	\$0.00	Yes
MS05052	Caufield Equipment, Inc.	8/3/2005	1/2/2007		\$478,000.00	\$478,000.00	Repower 4 Scrapers	\$0.00	Yes
MS05070	Haaland Internet Productions (HIP D	6/24/2005	5/31/2007	11/30/2011	\$100,715.00	\$92,458.24	Design, Host & Maintain MSRC Website	\$8,256.76	Yes

Total: 44

Closed/Incomplete Contracts

ML05007	Los Angeles County Dept of Beache	6/23/2006	6/22/2007	12/22/2007	\$50,000.00	\$0.00	5 Medium Duty CNG Vehicles	\$50,000.00	No
ML05009	Los Angeles County Department of P	6/22/2006	12/21/2007	9/30/2011	\$56,666.00	\$0.00	2 Propane Refueling Stations	\$56,666.00	No
ML05012	Los Angeles County Department of P	11/10/2006	5/9/2008	1/9/2009	\$349,000.00	\$0.00	Traffic Signal Synchronization (LADOT)	\$349,000.00	No
ML05023	City of La Canada Flintridge	3/30/2005	2/28/2006	8/28/2008	\$20,000.00	\$0.00	1 CNG Bus	\$20,000.00	No

Total: 4

Cont.#	Contractor	Start Date	Original End Date	Amended End Date	Contract Value	Remitted	Project Description	Award Balance	Billing Complete?
--------	------------	------------	-------------------	------------------	----------------	----------	---------------------	---------------	-------------------

FY 2006-2007 Contracts

Declined/Cancelled Contracts

ML07031	City of Santa Monica				\$180,000.00	\$0.00	Upgrade N.G. Station to Add Hythane	\$180,000.00	No
ML07032	City of Huntington Beach Public Wor				\$25,000.00	\$0.00	One H.D. CNG Vehicle	\$25,000.00	No
ML07035	City of Los Angeles, General Service				\$350,000.00	\$0.00	New CNG Refueling Station/Southeast Yard	\$350,000.00	No
ML07038	City of Palos Verdes Estates				\$25,000.00	\$0.00	One H.D. LPG Vehicle	\$25,000.00	No
MS07010	Palos Verdes Peninsula Transit Auth				\$80,000.00	\$0.00	Repower 4 Transit Buses	\$80,000.00	No
MS07014	Clean Energy Fuels Corp.				\$350,000.00	\$0.00	New L/CNG Station - SERRF	\$350,000.00	No
MS07015	Baldwin Park Unified School District				\$57,500.00	\$0.00	New CNG Station	\$57,500.00	No
MS07016	County of Riverside Fleet Services D				\$36,359.00	\$0.00	New CNG Station - Rubidoux	\$36,359.00	No
MS07017	County of Riverside Fleet Services D				\$33,829.00	\$0.00	New CNG Station - Indio	\$33,829.00	No
MS07018	City of Cathedral City				\$350,000.00	\$0.00	New CNG Station	\$350,000.00	No
MS07021	City of Riverside				\$350,000.00	\$0.00	New CNG Station	\$350,000.00	No
MS07050	Southern California Disposal Co.				\$320,000.00	\$0.00	Ten Nat. Gas Refuse Trucks	\$320,000.00	No
MS07062	Caltrans Division of Equipment				\$1,081,818.00	\$0.00	Off-Road Diesel Equipment Retrofit Program	\$1,081,818.00	No
MS07065	ECCO Equipment Corp.				\$174,525.00	\$0.00	Off-Road Diesel Equipment Retrofit Program	\$174,525.00	No
MS07067	Recycled Materials Company of Calif				\$99,900.00	\$0.00	Off-Road Diesel Equipment Retrofit Program	\$99,900.00	No
MS07069	City of Burbank	5/9/2008	3/8/2010	9/8/2011	\$8,895.00	\$0.00	Off-Road Diesel Equipment Retrofit Program	\$8,895.00	No
MS07074	Albert W. Davies, Inc.	1/25/2008	11/24/2009		\$39,200.00	\$0.00	Off-Road Diesel Equipment Retrofit Program	\$39,200.00	No
MS07081	Clean Diesel Technologies, Inc.				\$240,347.00	\$0.00	Off-Road Diesel Equipment Retrofit Program	\$240,347.00	No
MS07082	DCL International, Inc.				\$153,010.00	\$0.00	Off-Road Diesel Equipment Retrofit Program	\$153,010.00	No
MS07083	Dinex Exhausts, Inc.				\$52,381.00	\$0.00	Off-Road Diesel Equipment Retrofit Program	\$52,381.00	No
MS07084	Donaldson Company, Inc.				\$42,416.00	\$0.00	Off-Road Diesel Equipment Retrofit Program	\$42,416.00	No
MS07085	Engine Control Systems Limited				\$155,746.00	\$0.00	Off-Road Diesel Equipment Retrofit Program	\$155,746.00	No
MS07086	Huss, LLC				\$84,871.00	\$0.00	Off-Road Diesel Equipment Retrofit Program	\$84,871.00	No
MS07087	Mann+Hummel GmbH				\$189,361.00	\$0.00	Off-Road Diesel Equipment Retrofit Program	\$189,361.00	No
MS07088	Nett Technologies, Inc.				\$118,760.00	\$0.00	Off-Road Diesel Equipment Retrofit Program	\$118,760.00	No
MS07089	Rypos, Inc.				\$68,055.00	\$0.00	Off-Road Diesel Equipment Retrofit Program	\$68,055.00	No
MS07090	Sud-Chemie				\$27,345.00	\$0.00	Off-Road Diesel Equipment Retrofit Program	\$27,345.00	No

Total: 27

Closed Contracts

ML07023	City of Riverside	6/20/2008	10/19/2014	7/19/2016	\$462,500.00	\$461,476.42	CNG Station Expansion/Purch. 14 H.D. Vehi	\$1,023.58	Yes
ML07024	City of Garden Grove	3/7/2008	9/6/2014	7/6/2016	\$75,000.00	\$75,000.00	Three H.D. CNG Vehicles	\$0.00	Yes
ML07025	City of San Bernardino	8/12/2008	7/11/2010		\$350,000.00	\$350,000.00	Maintenance Facility Modifications	\$0.00	Yes
ML07026	City of South Pasadena	6/13/2008	6/12/2014		\$25,000.00	\$25,000.00	One H.D. CNG Vehicle	\$0.00	Yes
ML07027	Los Angeles World Airports	6/3/2008	7/2/2014		\$25,000.00	\$25,000.00	One H.D. LNG Vehicle	\$0.00	Yes

Cont.#	Contractor	Start Date	Original End Date	Amended End Date	Contract Value	Remitted	Project Description	Award Balance	Billing Complete?
ML07028	City of Los Angeles, General Service	3/13/2009	3/12/2014		\$350,000.00	\$350,000.00	New CNG Refueling Station/Hollywood Yard	\$0.00	Yes
ML07029	City of Los Angeles, General Service	3/13/2009	3/12/2014		\$350,000.00	\$350,000.00	New CNG Refueling Station/Venice Yard	\$0.00	Yes
ML07030	County of San Bernardino Public Wo	7/11/2008	9/10/2015		\$200,000.00	\$200,000.00	8 Natural Gas H.D. Vehicles	\$0.00	Yes
ML07033	City of La Habra	5/21/2008	6/20/2014	11/30/2013	\$25,000.00	\$25,000.00	One H.D. Nat Gas Vehicle	\$0.00	Yes
ML07034	City of Los Angeles, General Service	3/13/2009	3/12/2014		\$350,000.00	\$350,000.00	New CNG Refueling Station/Van Nuys Yard	\$0.00	Yes
ML07036	City of Alhambra	1/23/2009	2/22/2015		\$50,000.00	\$50,000.00	2 H.D. CNG Vehicles	\$0.00	Yes
ML07037	City of Los Angeles, General Service	10/8/2008	10/7/2015		\$255,222.00	\$255,222.00	Upgrade LNG/LCNG Station/East Valley Yar	\$0.00	Yes
ML07039	City of Baldwin Park	6/6/2008	6/5/2014	8/5/2015	\$50,000.00	\$50,000.00	Two N.G. H.D. Vehicles	\$0.00	Yes
ML07040	City of Moreno Valley	6/3/2008	9/2/2014		\$25,000.00	\$25,000.00	One Heavy-Duty CNG Vehicle	\$0.00	Yes
ML07041	City of La Quinta	6/6/2008	6/5/2014		\$25,000.00	\$25,000.00	One CNG Street Sweeper	\$0.00	Yes
ML07042	City of La Quinta	8/15/2008	9/14/2010		\$100,000.00	\$100,000.00	Street Sweeping Operations	\$0.00	Yes
ML07043	City of Redondo Beach	9/28/2008	7/27/2014	10/27/2016	\$125,000.00	\$125,000.00	Five H.D. CNG Transit Vehicles	\$0.00	Yes
ML07044	City of Santa Monica	9/8/2008	3/7/2015	3/7/2017	\$600,000.00	\$600,000.00	24 H.D. Nat. Gas Vehicles	\$0.00	Yes
ML07046	City of Culver City Transportation De	5/2/2008	5/1/2014		\$25,000.00	\$25,000.00	One H.D. Nat. Gas Vehicle	\$0.00	Yes
ML07047	City of Cathedral City	6/16/2008	9/15/2014	3/15/2015	\$225,000.00	\$225,000.00	Two H.D. Nat. Gas Vehicles/New CNG Fueli	\$0.00	Yes
ML07048	City of Cathedral City	9/19/2008	10/18/2010		\$100,000.00	\$84,972.45	Street Sweeping Operations	\$15,027.55	Yes
MS07001	A-Z Bus Sales, Inc.	12/28/2006	12/31/2007	2/29/2008	\$1,920,000.00	\$1,380,000.00	CNG School Bus Buydown	\$540,000.00	Yes
MS07002	BusWest	1/19/2007	12/31/2007	3/31/2008	\$840,000.00	\$840,000.00	CNG School Bus Buydown	\$0.00	Yes
MS07003	Westport Fuel Systems, Inc.	11/2/2007	12/31/2011	6/30/2013	\$1,500,000.00	\$1,499,990.00	Advanced Nat. Gas Engine Incentive Progra	\$10.00	Yes
MS07005	S-W Compressors	3/17/2008	3/16/2010		\$60,000.00	\$7,500.00	Mountain CNG School Bus Demo Program-	\$52,500.00	Yes
MS07006	Coachella Valley Association of Gov	2/28/2008	10/27/2008		\$400,000.00	\$400,000.00	Coachella Valley PM10 Reduction Street Sw	\$0.00	Yes
MS07007	Los Angeles World Airports	5/2/2008	11/1/2014		\$420,000.00	\$420,000.00	Purchase CNG 21 Transit Buses	\$0.00	Yes
MS07009	Orange County Transportation Autho	5/14/2008	4/13/2016		\$800,000.00	\$800,000.00	Purchase 40 Transit Buses	\$0.00	Yes
MS07011	L A Service Authority for Freeway E	3/12/2010	5/31/2011	9/30/2011	\$700,000.00	\$700,000.00	"511" Commuter Services Campaign	\$0.00	Yes
MS07012	City of Los Angeles, General Service	6/13/2008	6/12/2009	6/12/2010	\$50,000.00	\$50,000.00	Maintenance Facility Modifications	\$0.00	Yes
MS07013	Rainbow Disposal Company, Inc.	1/25/2008	3/24/2014	9/24/2014	\$350,000.00	\$350,000.00	New High-Volume CNG Station	\$0.00	Yes
MS07019	City of Cathedral City	1/9/2009	6/8/2010		\$32,500.00	\$32,500.00	Maintenance Facility Modifications	\$0.00	Yes
MS07020	Avery Petroleum	5/20/2009	7/19/2015		\$250,000.00	\$250,000.00	New CNG Station	\$0.00	Yes
MS07049	Palm Springs Disposal Services	10/23/2008	11/22/2014	9/22/2016	\$96,000.00	\$96,000.00	Three Nat. Gas Refuse Trucks	\$0.00	Yes
MS07051	City of San Bernardino	8/12/2008	12/11/2014		\$480,000.00	\$480,000.00	15 Nat. Gas Refuse Trucks	\$0.00	Yes
MS07052	City of Redlands	7/30/2008	11/29/2014		\$160,000.00	\$160,000.00	Five Nat. Gas Refuse Trucks	\$0.00	Yes
MS07053	City of Claremont	7/31/2008	12/30/2014		\$96,000.00	\$96,000.00	Three Nat. Gas Refuse Trucks	\$0.00	Yes
MS07054	Republic Services, Inc.	3/7/2008	9/6/2014	9/6/2016	\$1,280,000.00	\$1,280,000.00	40 Nat. Gas Refuse Trucks	\$0.00	Yes
MS07055	City of Culver City Transportation De	7/8/2008	9/7/2014		\$192,000.00	\$192,000.00	Six Nat. Gas Refuse Trucks	\$0.00	Yes
MS07056	City of Whittier	9/5/2008	3/4/2015		\$32,000.00	\$32,000.00	One Nat. Gas Refuse Trucks	\$0.00	Yes
MS07057	CR&R, Inc.	7/31/2008	8/30/2014	6/30/2015	\$896,000.00	\$896,000.00	28 Nat. Gas Refuse Trucks	\$0.00	Yes
MS07058	The Better World Group	11/17/2007	11/16/2009	11/16/2011	\$247,690.00	\$201,946.21	MSRC Programmatic Outreach Services	\$45,743.79	Yes

Cont.#	Contractor	Start Date	Original End Date	Amended End Date	Contract Value	Remitted	Project Description	Award Balance	Billing Complete?
MS07059	County Sanitation Districts of L.A. Co	9/5/2008	9/4/2010	7/14/2012	\$231,500.00	\$231,500.00	Off-Road Diesel Equipment Retrofit Program	\$0.00	Yes
MS07060	Community Recycling & Resource R	3/7/2008	1/6/2010	7/6/2011	\$177,460.00	\$98,471.00	Off-Road Diesel Equipment Retrofit Program	\$78,989.00	Yes
MS07061	City of Los Angeles, Department of	10/31/2008	8/30/2010	2/28/2013	\$40,626.00	\$40,626.00	Off-Road Diesel Equipment Retrofit Program	\$0.00	Yes
MS07063	Shimmick Construction Company, In	4/26/2008	2/25/2010	8/25/2011	\$80,800.00	\$11,956.37	Off-Road Diesel Equipment Retrofit Program	\$68,843.63	Yes
MS07064	Altfillisch Contractors, Inc.	9/19/2008	7/18/2010	1/18/2011	\$160,000.00	\$155,667.14	Off-Road Diesel Equipment Retrofit Program	\$4,332.86	Yes
MS07068	Sukut Equipment Inc.	1/23/2009	11/22/2010	5/22/2012	\$26,900.00	\$26,900.00	Off-Road Diesel Equipment Retrofit Program	\$0.00	Yes
MS07070	Griffith Company	4/30/2008	2/28/2010	8/28/2012	\$168,434.00	\$125,504.00	Off-Road Diesel Equipment Retrofit Program	\$42,930.00	Yes
MS07071	Tiger 4 Equipment Leasing	9/19/2008	7/18/2010	1/18/2013	\$210,937.00	\$108,808.97	Off-Road Diesel Equipment Retrofit Program	\$102,128.03	Yes
MS07072	City of Culver City Transportation De	4/4/2008	2/3/2010	8/3/2011	\$72,865.00	\$72,865.00	Off-Road Diesel Equipment Retrofit Program	\$0.00	Yes
MS07075	Dan Copp Crushing	9/17/2008	7/16/2010	1/16/2012	\$73,600.00	\$40,200.00	Off-Road Diesel Equipment Retrofit Program	\$33,400.00	Yes
MS07076	Reed Thomas Company, Inc.	8/15/2008	6/14/2010	3/14/2012	\$339,073.00	\$100,540.00	Off-Road Diesel Equipment Retrofit Program	\$238,533.00	Yes
MS07077	USA Waste of California, Inc.	5/1/2009	12/31/2014		\$160,000.00	\$160,000.00	Five Nat. Gas Refuse Trucks (Santa Ana)	\$0.00	Yes
MS07078	USA Waste of California, Inc.	5/1/2009	12/31/2014	12/31/2015	\$256,000.00	\$256,000.00	Eight Nat. Gas Refuse Trucks (Dewey's)	\$0.00	Yes
MS07079	Riverside County Transportation Co	1/30/2009	7/29/2013	12/31/2011	\$20,000.00	\$15,165.45	BikeMetro Website Migration	\$4,834.55	Yes
MS07080	City of Los Angeles, Bureau of Sanit	10/31/2008	8/30/2010	8/28/2016	\$63,192.00	\$62,692.00	Off-Road Diesel Equipment Retrofit Program	\$500.00	No
MS07091	BusWest	10/16/2009	3/15/2010		\$33,660.00	\$33,660.00	Provide Lease for 2 CNG School Buses	\$0.00	Yes
MS07092	Riverside County Transportation Co	9/1/2010	10/31/2011		\$350,000.00	\$350,000.00	"511" Commuter Services Campaign	\$0.00	Yes
Total: 59									
Closed/Incomplete Contracts									
ML07045	City of Inglewood	2/6/2009	4/5/2015		\$75,000.00	\$25,000.00	3 H.D. Nat. Gas Vehicles	\$50,000.00	No
MS07004	BusWest	7/2/2007	7/1/2009		\$90,928.00	\$68,196.00	Provide Lease for 2 CNG School Buses	\$22,732.00	No
MS07066	Skanska USA Civil West California D	6/28/2008	4/27/2010	10/27/2010	\$111,700.00	\$36,128.19	Off-Road Diesel Equipment Retrofit Program	\$75,571.81	No
MS07073	PEED Equipment Co.	10/31/2008	8/30/2010		\$11,600.00	\$0.00	Off-Road Diesel Equipment Retrofit Program	\$11,600.00	No
Total: 4									
Open/Complete Contracts									
MS07008	City of Los Angeles, Department of T	9/18/2009	5/17/2020	9/17/2017	\$1,900,000.00	\$1,900,000.00	Purchase 95 Transit Buses	\$0.00	Yes
MS07022	CSULA Hydrogen Station and Resea	10/30/2009	12/29/2015	10/29/2019	\$250,000.00	\$250,000.00	New Hydrogen Fueling Station	\$0.00	Yes
Total: 2									

Cont.#	Contractor	Start Date	Original End Date	Amended End Date	Contract Value	Remitted	Project Description	Award Balance	Billing Complete?
FY 2007-2008 Contracts									
Open Contracts									
ML08028	City of Santa Monica	9/11/2009	9/10/2016	5/10/2019	\$600,000.00	\$0.00	24 CNG Heavy-Duty Vehicles	\$600,000.00	No
MS08007	United Parcel Service West Region	12/10/2008	10/9/2014	4/9/2019	\$300,000.00	\$270,000.00	10 H.D. Nat. Gas Vehicles	\$30,000.00	Yes
MS08013	United Parcel Service West Region	12/10/2008	10/9/2014	3/9/2019	\$480,000.00	\$432,000.00	12 H.D. Nat. Gas Yard Tractors	\$48,000.00	No
MS08068	Regents of the University of Californi	11/5/2010	11/4/2017	11/4/2019	\$400,000.00	\$0.00	Hydrogen Station	\$400,000.00	No
Total: 4									
Declined/Cancelled Contracts									
ML08032	City of Irvine	5/1/2009	8/31/2010		\$9,000.00	\$0.00	36 Vehicles (Diagnostic)	\$9,000.00	No
ML08041	City of Los Angeles, Dept of Transpo	8/6/2010	7/5/2011	12/5/2011	\$8,800.00	\$0.00	73 Vehicles (Diagnostic)	\$8,800.00	No
ML08049	City of Cerritos	3/20/2009	1/19/2015	2/19/2017	\$25,000.00	\$0.00	1 CNG Heavy-Duty Vehicle	\$25,000.00	No
ML08051	City of Colton				\$75,000.00	\$0.00	3 CNG Heavy-Duty Vehicles	\$75,000.00	No
ML08080	City of Irvine	5/1/2009	5/31/2015		\$50,000.00	\$0.00	Two Heavy-Duty Nat. Gas Vehicles	\$50,000.00	No
MS08002	Orange County Transportation Autho				\$1,500,000.00	\$0.00	Big Rig Freeway Service Patrol	\$1,500,000.00	No
MS08008	Diversified Truck Rental & Leasing				\$300,000.00	\$0.00	10 H.D. Nat. Gas Vehicles	\$300,000.00	No
MS08010	Orange County Transportation Autho				\$10,000.00	\$0.00	20 H.D. Nat. Gas Vehicles	\$10,000.00	No
MS08011	Green Fleet Systems, LLC				\$10,000.00	\$0.00	30 H.D. Nat. Gas Vehicles	\$10,000.00	No
MS08052	Burrtec Waste Industries, Inc.	12/24/2008	11/23/2014	11/23/2015	\$100,000.00	\$0.00	New CNG Station - Fontana	\$100,000.00	No
MS08054	Clean Energy Fuels Corp.				\$400,000.00	\$0.00	New LNG Station - Fontana	\$400,000.00	No
MS08055	Clean Energy Fuels Corp.	11/26/2009	3/25/2016	3/25/2017	\$400,000.00	\$0.00	New LNG Station - Long Beach-Pier S	\$400,000.00	No
MS08059	Burrtec Waste Industries, Inc.	12/24/2008	11/23/2014		\$100,000.00	\$0.00	New CNG Station - San Bernardino	\$100,000.00	No
MS08060	Burrtec Waste Industries, Inc.	12/24/2008	11/23/2014		\$100,000.00	\$0.00	New CNG Station - Azusa	\$100,000.00	No
MS08062	Go Natural Gas	9/25/2009	1/24/2016	1/24/2017	\$400,000.00	\$0.00	New CNG Station - Rialto	\$400,000.00	No
MS08074	Fontana Unified School District	11/14/2008	12/13/2014		\$200,000.00	\$0.00	Expansion of Existing CNG station	\$200,000.00	No
MS08077	Hythane Company, LLC				\$144,000.00	\$0.00	Upgrade Station to Hythane	\$144,000.00	No
Total: 17									
Closed Contracts									
ML08023	City of Villa Park	11/7/2008	10/6/2012		\$6,500.00	\$5,102.50	Upgrade of Existing Refueling Facility	\$1,397.50	Yes
ML08026	Los Angeles County Department of P	7/20/2009	7/19/2016		\$250,000.00	\$250,000.00	10 LPG Heavy-Duty Vehicles	\$0.00	Yes
ML08027	Los Angeles County Department of P	7/20/2009	1/19/2011	1/19/2012	\$6,901.00	\$5,124.00	34 Vehicles (Diagnostic)	\$1,777.00	Yes
ML08029	City of Gardena	3/19/2009	1/18/2015		\$25,000.00	\$25,000.00	1 Propane Heavy-Duty Vehicle	\$0.00	Yes
ML08030	City of Azusa	5/14/2010	3/13/2016		\$25,000.00	\$25,000.00	1 CNG Heavy-Duty Vehicle	\$0.00	No
ML08031	City of Claremont	3/27/2009	3/26/2013	3/26/2015	\$97,500.00	\$97,500.00	Upgrade of Existing CNG Station, Purchase	\$0.00	Yes
ML08033	County of San Bernardino Public Wo	4/3/2009	2/2/2010		\$14,875.00	\$14,875.00	70 Vehicles (Diagnostic)	\$0.00	Yes
ML08034	County of San Bernardino Public Wo	3/27/2009	7/26/2015		\$150,000.00	\$150,000.00	8 CNG Heavy-Duty Vehicles	\$0.00	Yes
ML08035	City of La Verne	3/6/2009	11/5/2009		\$11,925.00	\$11,925.00	53 Vehicles (Diagnostic)	\$0.00	Yes

Cont.#	Contractor	Start Date	Original End Date	Amended End Date	Contract Value	Remitted	Project Description	Award Balance	Billing Complete?
ML08036	City of South Pasadena	5/12/2009	7/11/2013		\$169,421.00	\$169,421.00	New CNG Station	\$0.00	Yes
ML08037	City of Glendale	5/20/2009	5/19/2015		\$325,000.00	\$325,000.00	13 CNG Heavy-Duty Vehicles	\$0.00	Yes
ML08038	Los Angeles Department of Water an	7/16/2010	7/15/2017		\$1,050,000.00	\$1,050,000.00	42 CNG Heavy-Duty Vehicles	\$0.00	Yes
ML08039	City of Rancho Palos Verdes	6/5/2009	8/4/2015		\$50,000.00	\$50,000.00	2 LPG Transit Buses	\$0.00	Yes
ML08042	City of Ontario, Housing & Municipal	5/1/2009	1/31/2016		\$175,000.00	\$175,000.00	7 CNG Heavy-Duty Vehicles	\$0.00	Yes
ML08044	City of Chino	3/19/2009	3/18/2015		\$25,000.00	\$25,000.00	1 CNG Heavy-Duty Vehicle	\$0.00	Yes
ML08045	City of Santa Clarita	2/20/2009	6/19/2010		\$3,213.00	\$3,150.00	14 Vehicles (Diagnostic)	\$63.00	Yes
ML08046	City of Paramount	2/20/2009	2/19/2015		\$25,000.00	\$25,000.00	1 CNG Heavy-Duty Vehicle	\$0.00	Yes
ML08047	City of Culver City Transportation De	5/12/2009	8/11/2015		\$150,000.00	\$150,000.00	6 CNG Heavy-Duty Vehicles	\$0.00	Yes
ML08048	City of Santa Clarita	2/20/2009	6/19/2015		\$25,000.00	\$25,000.00	1 CNG Heavy-Duty Vehicle	\$0.00	Yes
ML08050	City of Laguna Beach Public Works	8/12/2009	4/11/2016	10/11/2016	\$75,000.00	\$75,000.00	3 LPG Trolleys	\$0.00	Yes
MS08001	Los Angeles County MTA	12/10/2010	6/9/2014		\$1,500,000.00	\$1,499,999.66	Big Rig Freeway Service Patrol	\$0.34	Yes
MS08003	A-Z Bus Sales, Inc.	5/2/2008	12/31/2008	2/28/2009	\$1,480,000.00	\$1,400,000.00	Alternative Fuel School Bus Incentive Progra	\$80,000.00	Yes
MS08004	BusWest	5/2/2008	12/31/2008		\$1,440,000.00	\$1,440,000.00	Alternative Fuel School Bus Incentive Progra	\$0.00	Yes
MS08005	Burrtec Waste Industries, Inc.	10/23/2008	11/22/2014	10/22/2015	\$450,000.00	\$450,000.00	15 H.D. Nat. Gas Vehicles - Azusa	\$0.00	Yes
MS08006	Burrtec Waste Industries, Inc.	10/23/2008	11/22/2014	10/22/2015	\$450,000.00	\$450,000.00	15 H.D. Nat. Gas Vehicles - Saugus	\$0.00	Yes
MS08009	Los Angeles World Airports	12/24/2008	12/23/2014		\$870,000.00	\$870,000.00	29 H.D. Nat. Gas Vehicles	\$0.00	Yes
MS08012	California Cartage Company, LLC	12/21/2009	10/20/2015	4/20/2016	\$480,000.00	\$480,000.00	12 H.D. Nat. Gas Yard Tractors	\$0.00	Yes
MS08014	City of San Bernardino	12/5/2008	6/4/2015		\$390,000.00	\$360,000.00	13 H.D. Nat. Gas Vehicles	\$30,000.00	Yes
MS08015	Yosemite Waters	5/12/2009	5/11/2015		\$180,000.00	\$117,813.60	11 H.D. Propane Vehicles	\$62,186.40	Yes
MS08016	TransVironmental Solutions, Inc.	1/23/2009	12/31/2010	9/30/2011	\$227,198.00	\$80,351.34	Rideshare 2 School Program	\$146,846.66	Yes
MS08017	Omnitrans	12/13/2008	12/12/2015	12/12/2016	\$900,000.00	\$900,000.00	30 CNG Buses	\$0.00	Yes
MS08019	Enterprise Rent-A-Car Company of L	2/12/2010	7/11/2016		\$300,000.00	\$300,000.00	10 CNG Vehicles	\$0.00	Yes
MS08020	Ware Disposal Company, Inc.	11/25/2008	2/24/2016		\$900,000.00	\$900,000.00	30 CNG Vehicles	\$0.00	Yes
MS08021	CalMet Services, Inc.	1/9/2009	1/8/2016	7/8/2016	\$900,000.00	\$900,000.00	30 CNG Vehicles	\$0.00	Yes
MS08022	SunLine Transit Agency	12/18/2008	3/17/2015		\$311,625.00	\$311,625.00	15 CNG Buses	\$0.00	Yes
MS08053	City of Los Angeles, Bureau of Sanit	2/18/2009	12/17/2015		\$400,000.00	\$400,000.00	New LNG/CNG Station	\$0.00	Yes
MS08056	Clean Energy Fuels Corp.	11/26/2009	2/25/2015		\$400,000.00	\$400,000.00	New LNG Station - POLB-Anah. & I	\$0.00	Yes
MS08057	Orange County Transportation Autho	5/14/2009	7/13/2015		\$400,000.00	\$400,000.00	New CNG Station - Garden Grove	\$0.00	Yes
MS08058	Clean Energy Fuels Corp.	11/26/2009	3/25/2016	3/25/2017	\$400,000.00	\$400,000.00	New CNG Station - Ontario Airport	\$0.00	Yes
MS08061	Clean Energy Fuels Corp.	12/4/2009	3/3/2015		\$400,000.00	\$400,000.00	New CNG Station - L.A.-La Cienega	\$0.00	Yes
MS08063	Go Natural Gas	9/25/2009	1/24/2016	1/24/2017	\$400,000.00	\$400,000.00	New CNG Station - Moreno Valley	\$0.00	Yes
MS08064	Hemet Unified School District	1/9/2009	3/8/2015		\$75,000.00	\$75,000.00	Expansion of Existing Infrastructure	\$0.00	Yes
MS08065	Pupil Transportation Cooperative	11/20/2008	7/19/2014		\$10,500.00	\$10,500.00	Existing CNG Station Modifications	\$0.00	Yes
MS08066	Clean Energy Fuels Corp.	11/26/2009	2/25/2015		\$400,000.00	\$400,000.00	New CNG Station - Palm Spring Airport	\$0.00	Yes
MS08067	Trillium CNG	3/19/2009	6/18/2015	6/18/2016	\$311,600.00	\$254,330.00	New CNG Station	\$57,270.00	Yes
MS08069	Perris Union High School District	6/5/2009	8/4/2015	8/4/2016	\$225,000.00	\$225,000.00	New CNG Station	\$0.00	Yes

Cont.#	Contractor	Start Date	Original End Date	Amended End Date	Contract Value	Remitted	Project Description	Award Balance	Billing Complete?
MS08070	Clean Energy Fuels Corp.	11/26/2009	2/25/2015		\$400,000.00	\$400,000.00	New CNG Station - Paramount	\$0.00	Yes
MS08071	ABC Unified School District	1/16/2009	1/15/2015		\$63,000.00	\$63,000.00	New CNG Station	\$0.00	Yes
MS08072	Clean Energy Fuels Corp.	12/4/2009	3/3/2015		\$400,000.00	\$354,243.38	New CNG Station - Burbank	\$45,756.62	Yes
MS08073	Clean Energy Fuels Corp.	11/26/2009	2/25/2015		\$400,000.00	\$400,000.00	New CNG Station - Norwalk	\$0.00	Yes
MS08075	Disneyland Resort	12/10/2008	2/1/2015		\$200,000.00	\$200,000.00	Expansion of Existing CNG Infrastructure	\$0.00	Yes
MS08076	Azusa Unified School District	10/17/2008	11/16/2014	1/31/2017	\$172,500.00	\$172,500.00	New CNG station and maint. Fac. Modificati	\$0.00	Yes
MS08078	SunLine Transit Agency	12/10/2008	6/9/2015	2/9/2016	\$189,000.00	\$189,000.00	CNG Station Upgrade	\$0.00	Yes
MS09002	A-Z Bus Sales, Inc.	11/7/2008	12/31/2009	12/31/2010	\$2,520,000.00	\$2,460,000.00	Alternative Fuel School Bus Incentive Progra	\$60,000.00	Yes
MS09004	A-Z Bus Sales, Inc.	1/30/2009	3/31/2009		\$156,000.00	\$156,000.00	Alternative Fuel School Bus Incentive Progra	\$0.00	Yes
MS09047	BusWest	7/9/2010	12/31/2010	4/30/2011	\$480,000.00	\$480,000.00	Alternative Fuel School Bus Incentive Progra	\$0.00	Yes

Total: 56

Closed/Incomplete Contracts

ML08025	Los Angeles County Department of P	10/30/2009	3/29/2011		\$75,000.00	\$0.00	150 Vehicles (Diagnostic)	\$75,000.00	No
MS08079	ABC Unified School District	1/16/2009	12/15/2009	12/15/2010	\$50,000.00	\$0.00	Maintenance Facility Modifications	\$50,000.00	No

Total: 2

Open/Complete Contracts

ML08024	City of Anaheim	7/9/2010	7/8/2017	1/8/2018	\$425,000.00	\$425,000.00	9 LPG Buses and 8 CNG Buses	\$0.00	Yes
ML08040	City of Riverside	9/11/2009	9/10/2016	3/10/2019	\$455,500.00	\$455,500.00	16 CNG Vehicles, Expand CNG Station & M	\$0.00	Yes
ML08043	City of Desert Hot Springs	9/25/2009	3/24/2016	3/24/2021	\$25,000.00	\$25,000.00	1 CNG Heavy-Duty Vehicle	\$0.00	Yes
MS08018	Los Angeles County Department of P	8/7/2009	10/6/2016	4/6/2018	\$60,000.00	\$60,000.00	2 CNG Vehicles	\$0.00	Yes

Total: 4

Cont.#	Contractor	Start Date	Original End Date	Amended End Date	Contract Value	Remitted	Project Description	Award Balance	Billing Complete?
FY 2008-2009 Contracts									
Open Contracts									
ML09033	City of Beverly Hills	3/4/2011	5/3/2017	5/3/2018	\$550,000.00	\$100,000.00	10 Nat. Gas Heavy-Duty Vehicles & CNG St	\$450,000.00	No
ML09036	City of Long Beach Fleet Services B	5/7/2010	5/6/2017	5/6/2020	\$875,000.00	\$525,000.00	Purchase 35 LNG Refuse Trucks	\$350,000.00	No
Total: 2									
Declined/Cancelled Contracts									
ML09017	County of San Bernardino Public Wo	1/28/2010	7/27/2016		\$200,000.00	\$0.00	8 Nat. Gas Heavy-Duty Vehicles	\$200,000.00	No
ML09018	Los Angeles Department of Water an	7/16/2010	9/15/2012		\$850,000.00	\$0.00	Retrofit 85 Off-Road Vehicles w/DECS	\$850,000.00	No
ML09019	City of San Juan Capistrano Public	12/4/2009	11/3/2010		\$10,125.00	\$0.00	Remote Vehicle Diagnostics/45 Vehicles	\$10,125.00	No
ML09022	Los Angeles County Department of P				\$8,250.00	\$0.00	Remote Vehicle Diagnostics/15 Vehicles	\$8,250.00	No
ML09025	Los Angeles County Department of P	10/15/2010	12/14/2012	6/14/2013	\$50,000.00	\$0.00	Remote Vehicle Diagnostics/85 Vehicles	\$50,000.00	No
ML09028	Riverside County Waste Manageme				\$140,000.00	\$0.00	Retrofit 7 Off-Road Vehicles w/DECS	\$140,000.00	No
ML09039	City of Inglewood				\$310,000.00	\$0.00	Purchase 12 H.D. CNG Vehicles and Remot	\$310,000.00	No
ML09040	City of Cathedral City				\$83,125.00	\$0.00	Purchase 3 H.D. CNG Vehicles and Remote	\$83,125.00	No
ML09044	City of San Dimas				\$425,000.00	\$0.00	Install CNG Station and Purchase 1 CNG S	\$425,000.00	No
ML09045	City of Orange				\$125,000.00	\$0.00	Purchase 5 CNG Sweepers	\$125,000.00	No
MS09003	FuelMaker Corporation				\$296,000.00	\$0.00	Home Refueling Apparatus Incentives	\$296,000.00	No
Total: 11									
Closed Contracts									
ML09007	City of Rancho Cucamonga	2/26/2010	4/25/2012		\$117,500.00	\$62,452.57	Maintenance Facility Modification	\$55,047.43	Yes
ML09008	City of Culver City Transportation De	1/19/2010	7/18/2016	7/18/2017	\$175,000.00	\$175,000.00	8 Nat. Gas Heavy-Duty Vehicles	\$0.00	Yes
ML09010	City of Palm Springs	1/8/2010	2/7/2016		\$25,000.00	\$25,000.00	1 Nat. Gas Heavy-Duty Vehicle	\$0.00	Yes
ML09011	City of San Bernardino	2/19/2010	5/18/2016		\$250,000.00	\$250,000.00	10 Nat. Gas Heavy-Duty Vehicles	\$0.00	Yes
ML09012	City of Gardena	3/12/2010	11/11/2015		\$25,000.00	\$25,000.00	1 Nat. Gas Heavy-Duty Vehicle	\$0.00	Yes
ML09013	City of Riverside Public Works	9/10/2010	12/9/2011	7/31/2013	\$144,470.00	\$128,116.75	Traffic Signal Synchr./Moreno Valley	\$16,353.25	Yes
ML09014	City of Riverside Public Works	9/10/2010	12/9/2011	7/31/2013	\$113,030.00	\$108,495.94	Traffic Signal Synchr./Corona	\$4,534.06	Yes
ML09015	City of Riverside Public Works	9/10/2010	12/9/2011	7/31/2013	\$80,060.00	\$79,778.52	Traffic Signal Synchr./Co. of Riverside	\$281.48	Yes
ML09016	County of San Bernardino Public Wo	1/28/2010	3/27/2014		\$50,000.00	\$50,000.00	Install New CNG Station	\$0.00	Yes
ML09020	County of San Bernardino	8/16/2010	2/15/2012		\$49,770.00	\$49,770.00	Remote Vehicle Diagnostics/252 Vehicles	\$0.00	Yes
ML09021	City of Palm Desert	7/9/2010	3/8/2012		\$39,450.00	\$38,248.87	Traffic Signal Synchr./Rancho Mirage	\$1,201.13	Yes
ML09024	Los Angeles County Department of P	10/15/2010	12/14/2012	6/14/2013	\$400,000.00	\$0.00	Maintenance Facility Modifications	\$400,000.00	No
ML09027	Los Angeles County Department of P	7/23/2010	3/22/2012	6/22/2012	\$150,000.00	\$150,000.00	Freeway Detector Map Interface	\$0.00	Yes
ML09029	City of Whittier	11/6/2009	4/5/2016		\$25,000.00	\$25,000.00	1 Nat. Gas Heavy-Duty Vehicle	\$0.00	Yes
ML09030	City of Los Angeles GSD/Fleet Servi	6/18/2010	6/17/2011		\$22,310.00	\$22,310.00	Remote Vehicle Diagnostics/107 Vehicles	\$0.00	Yes
ML09034	City of La Palma	11/25/2009	6/24/2015		\$25,000.00	\$25,000.00	1 LPG Heavy-Duty Vehicle	\$0.00	Yes
ML09037	City of Redondo Beach	6/18/2010	6/17/2016		\$50,000.00	\$50,000.00	Purchase Two CNG Sweepers	\$0.00	Yes

Cont.#	Contractor	Start Date	Original End Date	Amended End Date	Contract Value	Remitted	Project Description	Award Balance	Billing Complete?
ML09038	City of Chino	9/27/2010	5/26/2017		\$250,000.00	\$250,000.00	Upgrade Existing CNG Station	\$0.00	Yes
ML09046	City of Newport Beach	5/20/2010	5/19/2016		\$162,500.00	\$162,500.00	Upgrade Existing CNG Station, Maintenance	\$0.00	Yes
ML09047	Los Angeles County Department of P	8/13/2014	8/12/2015	11/12/2015	\$400,000.00	\$272,924.53	Maintenance Facility Modifications	\$127,075.47	No
MS09001	Administrative Services Co-Op/Long	3/5/2009	6/30/2012	12/31/2013	\$225,000.00	\$150,000.00	15 CNG Taxicabs	\$75,000.00	Yes
MS09005	Gas Equipment Systems, Inc.	6/19/2009	10/18/2010		\$71,000.00	\$71,000.00	Provide Temp. Fueling for Mountain Area C	\$0.00	Yes

Total: 22

Open/Complete Contracts

ML09009	City of South Pasadena	11/5/2010	12/4/2016	3/4/2019	\$125,930.00	\$125,930.00	CNG Station Expansion	\$0.00	Yes
ML09023	Los Angeles County Department of P	12/10/2010	12/9/2017		\$50,000.00	\$50,000.00	2 Heavy-Duty Alternative Fuel Transit Vehicl	\$0.00	Yes
ML09026	Los Angeles County Department of P	10/15/2010	10/14/2017	4/14/2019	\$150,000.00	\$80,411.18	3 Off-Road Vehicles Repowers	\$69,588.82	Yes
ML09031	City of Los Angeles, Department of	10/29/2010	10/28/2017		\$825,000.00	\$825,000.00	33 Nat. Gas Heavy-Duty Vehicles	\$0.00	Yes
ML09032	Los Angeles World Airports	4/8/2011	4/7/2018		\$175,000.00	\$175,000.00	7 Nat. Gas Heavy-Duty Vehicles	\$0.00	Yes
ML09035	City of Fullerton	6/17/2010	6/16/2017	12/16/2018	\$450,000.00	\$450,000.00	2 Heavy-Duty CNG Vehicles & Install CNG	\$0.00	Yes
ML09041	City of Los Angeles, Bureau of Sanit	10/1/2010	9/30/2017		\$875,000.00	\$875,000.00	Purchase 35 H.D. Nat. Gas Vehicles	\$0.00	Yes
ML09042	Los Angeles Department of Water an	12/10/2010	12/9/2017		\$1,400,000.00	\$1,400,000.00	Purchase 56 Dump Trucks	\$0.00	Yes
ML09043	City of Covina	10/8/2010	4/7/2017	10/7/2018	\$179,591.00	\$179,591.00	Upgrade Existing CNG Station	\$0.00	Yes

Total: 9

Cont.#	Contractor	Start Date	Original End Date	Amended End Date	Contract Value	Remitted	Project Description	Award Balance	Billing Complete?
--------	------------	------------	-------------------	------------------	----------------	----------	---------------------	---------------	-------------------

FY 2010-2011 Contracts

Open Contracts

ML11020	City of Indio	2/1/2013	3/31/2019	9/30/2019	\$30,000.00	\$0.00	Retrofit one H.D. Vehicles w/DECS, repower	\$30,000.00	No
ML11024	County of Los Angeles, Dept of Publi	12/5/2014	6/4/2022		\$90,000.00	\$0.00	Purchase 3 Nat. Gas H.D. Vehicles	\$90,000.00	No
ML11029	City of Santa Ana	9/7/2012	3/6/2020	3/6/2023	\$262,500.00	\$75,000.00	Expansion of Existing CNG Station, Install N	\$187,500.00	No
ML11032	City of Gardena	3/2/2012	9/1/2018	10/1/2020	\$102,500.00	\$0.00	Modify Maint. Facility, Expand CNG station,	\$102,500.00	No
ML11036	City of Riverside	1/27/2012	1/26/2019	3/26/2021	\$670,000.00	\$0.00	Install New CNG Station, Purchase 9 H.D. N	\$670,000.00	No
ML11038	City of Santa Monica	5/18/2012	7/17/2018		\$400,000.00	\$0.00	Maintenance Facility Modifications	\$400,000.00	No
ML11045	City of Newport Beach	2/3/2012	8/2/2018	8/2/2020	\$30,000.00	\$0.00	Purchase 1 Nat. Gas H.D. Vehicle	\$30,000.00	No
MS11065	Temecula Valley Unified School Distr	8/11/2012	1/10/2019		\$50,000.00	\$46,112.64	Expansion of Existing CNG Station	\$3,887.36	No
MS11091	California Cartage Company, LLC	4/5/2013	8/4/2016	2/4/2018	\$55,000.00	\$0.00	Retrofit Two H.D. Off-Road Vehicles Under	\$55,000.00	No
MS11092	Griffith Company	2/15/2013	6/14/2016	12/14/2017	\$390,521.00	\$78,750.00	Retrofit 17 H.D. Off-Road Vehicles Under Sh	\$311,771.00	No

Total: 10

Declined/Cancelled Contracts

MS11013	Go Natural Gas, Inc.				\$150,000.00	\$0.00	New CNG Station - Huntington Beach	\$150,000.00	No
MS11014	Go Natural Gas, Inc.				\$150,000.00	\$0.00	New CNG Station - Santa Ana	\$150,000.00	No
MS11015	Go Natural Gas, Inc.				\$150,000.00	\$0.00	New CNG Station - Inglewood	\$150,000.00	No
MS11046	Luis Castro				\$40,000.00	\$0.00	Repower One Heavy-Duty Vehicle	\$40,000.00	No
MS11047	Ivan Borjas				\$40,000.00	\$0.00	Repower One Heavy-Duty Vehicle	\$40,000.00	No
MS11048	Phase II Transportation				\$1,080,000.00	\$0.00	Repower 27 Heavy-Duty Vehicles	\$1,080,000.00	No
MS11049	Ruben Caceras				\$40,000.00	\$0.00	Repower One Heavy-Duty Vehicle	\$40,000.00	No
MS11050	Carlos Arrue				\$40,000.00	\$0.00	Repower One Heavy-Duty Vehicle	\$40,000.00	No
MS11051	Francisco Vargas				\$40,000.00	\$0.00	Repower One Heavy-Duty Vehicle	\$40,000.00	No
MS11053	Jose Ivan Soltero				\$40,000.00	\$0.00	Repower One Heavy-Duty Vehicle	\$40,000.00	No
MS11054	Albino Meza				\$40,000.00	\$0.00	Repower One Heavy-Duty Vehicle	\$40,000.00	No
MS11059	Go Natural Gas				\$150,000.00	\$0.00	New Public Access CNG Station - Paramou	\$150,000.00	No
MS11063	Standard Concrete Products				\$310,825.00	\$0.00	Retrofit Two Off-Road Vehicles under Showc	\$310,825.00	No
MS11070	American Honda Motor Company				\$100,000.00	\$0.00	Expansion of Existing CNG Station	\$100,000.00	No
MS11072	Trillium USA Company DBA Californi				\$150,000.00	\$0.00	New Public Access CNG Station	\$150,000.00	No
MS11077	DCL America Inc.				\$263,107.00	\$0.00	Retrofit of 13 Off-Road Diesel Vehicles with	\$263,107.00	No
MS11083	Catrac Construction, Inc.				\$500,000.00	\$0.00	Install DECS on Eight Off-Road Vehicles	\$500,000.00	No
MS11084	Ivanhoe Energy Services and Develo				\$66,750.00	\$0.00	Retrofit One H.D. Off-Road Vehicle Under S	\$66,750.00	No
MS11088	Diesel Emission Technologies				\$32,750.00	\$0.00	Retrofit Three H.D. Off-Road Vehicles Under	\$32,750.00	No
MS11089	Diesel Emission Technologies				\$9,750.00	\$0.00	Retrofit One H.D. Off-Road Vehicle Under S	\$9,750.00	No
MS11090	Diesel Emission Technologies				\$14,750.00	\$0.00	Retrofit One H.D. Off-Road Vehicle Under S	\$14,750.00	No

Total: 21

Cont.#	Contractor	Start Date	Original End Date	Amended End Date	Contract Value	Remitted	Project Description	Award Balance	Billing Complete?
Closed Contracts									
ML11007	Coachella Valley Association of Gov	7/29/2011	7/28/2012		\$250,000.00	\$249,999.96	Regional PM10 Street Sweeping Program	\$0.04	Yes
ML11027	City of Los Angeles, Dept. of Genera	5/4/2012	7/3/2015	1/3/2016	\$300,000.00	\$300,000.00	Maintenance Facility Modifications	\$0.00	Yes
ML11035	City of La Quinta	11/18/2011	11/17/2012		\$25,368.00	\$25,368.00	Retrofit 3 On-Road Vehicles w/DECS	\$0.00	Yes
MS11001	Mineral LLC	4/22/2011	4/30/2013	4/30/2015	\$111,827.00	\$103,136.83	Design, Develop, Host and Maintain MSRC	\$8,690.17	Yes
MS11002	A-Z Bus Sales, Inc.	7/15/2011	12/31/2011	6/30/2013	\$1,705,000.00	\$1,705,000.00	Alternative Fuel School Bus Incentive Progra	\$0.00	Yes
MS11003	BusWest	7/26/2011	12/31/2011	12/31/2012	\$1,305,000.00	\$1,305,000.00	Alternative Fuel School Bus Incentive Progra	\$0.00	Yes
MS11004	Los Angeles County MTA	9/9/2011	2/29/2012		\$450,000.00	\$299,743.34	Clean Fuel Transit Service to Dodger Stadiu	\$150,256.66	Yes
MS11006	Orange County Transportation Autho	10/7/2011	2/29/2012	8/31/2012	\$268,207.00	\$160,713.00	Metrolink Service to Angel Stadium	\$107,494.00	Yes
MS11018	Orange County Transportation Autho	10/14/2011	1/31/2012		\$211,360.00	\$211,360.00	Express Bus Service to Orange County Fair	\$0.00	Yes
MS11052	Krisda Inc	9/27/2012	6/26/2013		\$120,000.00	\$120,000.00	Repower Three Heavy-Duty Vehicles	\$0.00	Yes
MS11056	The Better World Group	12/30/2011	12/29/2013	12/29/2015	\$206,836.00	\$186,953.46	Programmatic Outreach Services	\$19,882.54	Yes
MS11057	Riverside County Transportation Co	7/28/2012	3/27/2013		\$100,000.00	\$89,159.40	Develop and Implement 511 "Smart Phone"	\$10,840.60	Yes
MS11058	L A Service Authority for Freeway E	5/31/2013	4/30/2014		\$123,395.00	\$123,395.00	Implement 511 "Smart Phone" Application	\$0.00	Yes
MS11061	Eastern Municipal Water District	3/29/2012	5/28/2015		\$11,659.00	\$1,450.00	Retrofit One Off-Road Vehicle under Showc	\$10,209.00	Yes
MS11062	Load Center	9/7/2012	1/6/2016	12/6/2016	\$175,384.00	\$169,883.00	Retrofit Six Off-Road Vehicles under Showc	\$5,501.00	Yes
MS11074	SunLine Transit Agency	5/11/2012	7/31/2012		\$41,849.00	\$22,391.00	Transit Service for Coachella Valley Festival	\$19,458.00	Yes
MS11080	Southern California Regional Rail Au	4/6/2012	7/31/2012		\$26,000.00	\$26,000.00	Metrolink Service to Auto Club Speedway	\$0.00	Yes
MS11086	DCL America Inc.	6/7/2013	10/6/2016		\$500,000.00	\$359,076.96	Retrofit Eight H.D. Off-Road Vehicles Under	\$140,923.04	Yes
MS11087	Cemex Construction Material Pacific,	10/16/2012	2/15/2016		\$448,766.00	\$448,760.80	Retrofit 13 H.D. Off-Road Vehicles Under Sh	\$5.20	Yes
Total: 19									
Closed/Incomplete Contracts									
MS11064	City of Hawthorne	7/28/2012	8/27/2018	8/27/2019	\$175,000.00	\$0.00	New Limited Access CNG Station	\$175,000.00	No
MS11076	SA Recycling, LLC	5/24/2012	9/23/2015		\$424,801.00	\$0.00	Retrofit of 13 Off-Road Diesel Vehicles with	\$424,801.00	No
MS11081	Metropolitan Stevedore Company	9/7/2012	1/6/2016		\$45,416.00	\$0.00	Install DECS on Two Off-Road Vehicles	\$45,416.00	No
MS11082	Baumot North America, LLC	8/2/2012	12/1/2015		\$65,958.00	\$4,350.00	Install DECS on Four Off-Road Vehicles	\$61,608.00	Yes
MS11085	City of Long Beach Fleet Services B	8/23/2013	12/22/2016		\$159,012.00	\$0.00	Retrofit Seven H.D. Off-Road Vehicles Unde	\$159,012.00	No
Total: 5									
Open/Complete Contracts									
ML11021	City of Whittier	1/27/2012	9/26/2018	6/26/2019	\$210,000.00	\$210,000.00	Purchase 7 Nat. Gas H.D. Vehicles	\$0.00	Yes
ML11022	City of Anaheim	3/16/2012	7/15/2018		\$150,000.00	\$150,000.00	Purchase of 5 H.D. Vehicles	\$0.00	Yes
ML11023	City of Rancho Cucamonga	4/20/2012	12/19/2018	9/19/2020	\$260,000.00	\$260,000.00	Expand Existing CNG Station, 2 H.D. Vehicl	\$0.00	Yes
ML11025	County of Los Angeles Department o	3/14/2014	9/13/2021		\$150,000.00	\$150,000.00	Purchase 5 Nat. Gas H.D. Vehicles	\$0.00	Yes
ML11026	City of Redlands	3/2/2012	10/1/2018		\$90,000.00	\$90,000.00	Purchase 3 Nat. Gas H.D. Vehicles	\$0.00	Yes
ML11028	City of Glendale	1/13/2012	5/12/2018		\$300,000.00	\$300,000.00	Purchase 10 H.D. CNG Vehicles	\$0.00	Yes
ML11030	City of Fullerton	2/3/2012	3/2/2018		\$109,200.00	\$109,200.00	Purchase 2 Nat. Gas H.D. Vehicles, Retrofit	\$0.00	Yes
ML11031	City of Culver City Transportation De	12/2/2011	12/1/2018		\$300,000.00	\$300,000.00	Purchase 10 H.D. Nat. Gas Vehicles	\$0.00	Yes

Cont.#	Contractor	Start Date	Original End Date	Amended End Date	Contract Value	Remitted	Project Description	Award Balance	Billing Complete?
ML11033	City of Los Angeles, Bureau of Sanit	3/16/2012	1/15/2019		\$1,080,000.00	\$1,080,000.00	Purchase 36 LNG H.D. Vehicles	\$0.00	Yes
ML11034	City of Los Angeles, Department of	5/4/2012	1/3/2019		\$630,000.00	\$630,000.00	Purchase 21 H.D. CNG Vehicles	\$0.00	Yes
ML11037	City of Anaheim	12/22/2012	12/21/2019		\$300,000.00	\$300,000.00	Purchase 12 Nat. Gas H.D. Vehicles	\$0.00	Yes
ML11039	City of Ontario, Housing & Municipal	1/27/2012	9/26/2018		\$180,000.00	\$180,000.00	Purchase 6 Nat. Gas H.D. Vehicles	\$0.00	Yes
ML11040	City of South Pasadena	5/4/2012	1/3/2019	1/3/2022	\$30,000.00	\$30,000.00	Purchase 1 Nat. Gas H.D. Vehicle	\$0.00	Yes
ML11041	City of Santa Ana	9/7/2012	11/6/2018	1/6/2021	\$265,000.00	\$244,651.86	Purchase 7 LPG H.D. Vehicles, Retrofit 6 H.	\$20,348.14	Yes
ML11042	City of Chino	2/17/2012	4/16/2018		\$30,000.00	\$30,000.00	Purchase 1 Nat. Gas H.D. Vehicle, Repower	\$0.00	Yes
ML11043	City of Hemet Public Works	2/3/2012	2/2/2019		\$60,000.00	\$60,000.00	Purchase 2 H.D. Nat. Gas Vehicles	\$0.00	Yes
ML11044	City of Ontario, Housing & Municipal	1/27/2012	6/26/2019		\$400,000.00	\$400,000.00	Expand Existing CNG Station	\$0.00	Yes
MS11008	USA Waste of California, Inc.	10/24/2013	4/23/2020		\$125,000.00	\$125,000.00	Expansion of Existing LCNG Station	\$0.00	Yes
MS11009	USA Waste of California, Inc.	10/24/2013	4/23/2020		\$125,000.00	\$125,000.00	Expansion of Existing LCNG Station	\$0.00	Yes
MS11010	Border Valley Trading	8/26/2011	10/25/2017	4/25/2020	\$150,000.00	\$150,000.00	New LNG Station	\$0.00	Yes
MS11011	EDCO Disposal Corporation	12/30/2011	4/29/2019		\$100,000.00	\$100,000.00	New CNG Station - Signal Hill	\$0.00	Yes
MS11012	EDCO Disposal Corporation	12/30/2011	4/29/2019		\$100,000.00	\$100,000.00	New CNG Station - Buena Park	\$0.00	Yes
MS11016	CR&R Incorporated	4/12/2013	10/11/2019		\$100,000.00	\$100,000.00	New CNG Station - Perris	\$0.00	Yes
MS11017	CR&R, Inc.	3/2/2012	2/1/2018		\$100,000.00	\$100,000.00	Expansion of existing station - Garden Grove	\$0.00	Yes
MS11019	City of Corona	11/29/2012	4/28/2020		\$225,000.00	\$225,000.00	Expansion of Existing CNG Station	\$0.00	Yes
MS11055	KEC Engineering	2/3/2012	8/2/2018	8/2/2019	\$200,000.00	\$200,000.00	Repower 5 H.D. Off-Road Vehicles	\$0.00	Yes
MS11060	Rowland Unified School District	8/17/2012	1/16/2019	1/16/2020	\$175,000.00	\$175,000.00	New Limited Access CNG Station	\$0.00	Yes
MS11066	Torrance Unified School District	11/19/2012	9/18/2018		\$42,296.00	\$42,296.00	Expansion of Existing CNG Station	\$0.00	Yes
MS11067	City of Redlands	5/24/2012	11/23/2018	11/23/2019	\$85,000.00	\$85,000.00	Expansion of Existing CNG Station	\$0.00	Yes
MS11068	Ryder System Inc.	7/28/2012	10/27/2018		\$175,000.00	\$175,000.00	New Public Access L/CNG Station (Fontana)	\$0.00	Yes
MS11069	Ryder System Inc.	7/28/2012	8/27/2018		\$175,000.00	\$175,000.00	New Public Access L/CNG Station (Orange)	\$0.00	Yes
MS11071	City of Torrance Transit Department	12/22/2012	1/21/2019	1/21/2020	\$175,000.00	\$166,250.00	New Limited Access CNG Station	\$8,750.00	Yes
MS11073	Los Angeles Unified School District	9/11/2015	2/10/2022		\$175,000.00	\$175,000.00	Expansion of Existing CNG Station	\$0.00	Yes
MS11079	Bear Valley Unified School District	2/5/2013	10/4/2019		\$175,000.00	\$175,000.00	New Limited Access CNG Station	\$0.00	Yes

Total: 34

Cont.#	Contractor	Start Date	Original End Date	Amended End Date	Contract Value	Remitted	Project Description	Award Balance	Billing Complete?
--------	------------	------------	-------------------	------------------	----------------	----------	---------------------	---------------	-------------------

FY 2011-2012 Contracts

Open Contracts

ML12014	City of Santa Ana	11/8/2013	8/7/2020		\$384,000.00	\$4,709.00	9 H.D. Nat. Gas & LPG Trucks, EV Charging	\$379,291.00	No
ML12018	City of West Covina	10/18/2013	10/17/2020	1/17/2022	\$300,000.00	\$0.00	Expansion of Existing CNG Station	\$300,000.00	No
ML12041	City of Anaheim Public Utilities Depa	4/4/2014	11/3/2015	11/3/2017	\$68,977.00	\$0.00	EV Charging Infrastructure	\$68,977.00	No
ML12043	City of Hemet	6/24/2013	9/23/2019		\$60,000.00	\$0.00	Two Heavy-Duty Nat. Gas Vehicles	\$60,000.00	No
ML12045	City of Baldwin Park DPW	2/14/2014	12/13/2020	6/13/2022	\$400,000.00	\$0.00	Install New CNG Station	\$400,000.00	No
ML12048	City of La Palma	1/4/2013	11/3/2018		\$20,000.00	\$0.00	Two Medium-Duty LPG Vehicles	\$20,000.00	No
ML12051	City of Bellflower	5/7/2017	2/6/2016	2/6/2018	\$100,000.00	\$0.00	EV Charging Infrastructure	\$100,000.00	No
ML12057	City of Coachella	8/28/2013	8/27/2019	1/27/2022	\$57,456.00	\$10,375.80	Purchase One Nat. Gas H.D. Vehicle/Street	\$47,080.20	No
ML12090	City of Palm Springs	10/9/2015	10/8/2021		\$21,163.00	\$0.00	EV Charging Infrastructure	\$21,163.00	No
MS12008	Bonita Unified School District	7/12/2013	12/11/2019	4/11/2021	\$175,000.00	\$0.00	Construct New Limited-Access CNG Station	\$175,000.00	No
MS12011	Southern California Gas Company	6/14/2013	6/13/2019	5/28/2021	\$150,000.00	\$135,000.00	Construct New Public-Access CNG Station -	\$15,000.00	No
MS12033	Mike Diamond/Phace Management	12/22/2012	12/21/2018	6/21/2021	\$500,000.00	\$134,010.00	Purchase 20 Medium-Heavy Duty Vehicles	\$365,990.00	No
MS12034	Ware Disposal Company, Inc.	11/2/2012	11/1/2018	5/1/2022	\$133,070.00	\$133,070.00	Purchase 8 Medium-Heavy Duty Vehicles	\$0.00	No
MS12060	City of Santa Monica	4/4/2014	8/3/2017		\$500,000.00	\$412,584.46	Implement Westside Bikeshare Program	\$87,415.54	No
MS12075	CR&R Incorporated	7/27/2013	1/26/2021	1/26/2022	\$100,000.00	\$0.00	Expansion of Existing CNG Infrastructure	\$100,000.00	No
MS12077	City of Coachella	6/14/2013	6/13/2020		\$225,000.00	\$0.00	Construct New CNG Station	\$225,000.00	No
MS12083	Brea Olinda Unified School District	7/30/2015	2/29/2024		\$59,454.00	\$0.00	Install New CNG Infrastructure	\$59,454.00	No
MS12084	Airport Mobil Inc.	12/6/2013	5/5/2020		\$150,000.00	\$0.00	Install New CNG Infrastructure	\$150,000.00	No
MS12089	Riverside County Transportation Co	10/18/2013	9/17/2015		\$249,136.00	\$105,747.48	Implement Rideshare Incentives Program	\$143,388.52	No

Total: 19

Declined/Cancelled Contracts

ML12016	City of Cathedral City	1/4/2013	10/3/2019		\$60,000.00	\$0.00	CNG Vehicle & Electric Vehicle Infrastructur	\$60,000.00	No
ML12038	City of Long Beach Public Works				\$26,000.00	\$0.00	Electric Vehicle Charging Infrastructure	\$26,000.00	No
ML12040	City of Duarte Transit				\$30,000.00	\$0.00	One Heavy-Duty Nat. Gas Vehicle	\$30,000.00	No
ML12044	County of San Bernardino Public Wo				\$250,000.00	\$0.00	Install New CNG Station	\$250,000.00	No
ML12052	City of Whittier	3/14/2013	7/13/2019		\$165,000.00	\$0.00	Expansion of Existing CNG Station	\$165,000.00	No
ML12053	City of Mission Viejo				\$60,000.00	\$0.00	EV Charging Infrastructure	\$60,000.00	No
MS12007	WestAir Gases & Equipment				\$100,000.00	\$0.00	Construct New Limited-Access CNG Station	\$100,000.00	No
MS12027	C.V. Ice Company, Inc.	5/17/2013	11/16/2019		\$75,000.00	\$0.00	Purchase 3 Medium-Heavy Duty Vehicles	\$75,000.00	No
MS12030	Complete Landscape Care, Inc.				\$150,000.00	\$0.00	Purchase 6 Medium-Heavy Duty Vehicles	\$150,000.00	No
MS12067	Leatherwood Construction, Inc.	11/8/2013	3/7/2017		\$122,719.00	\$0.00	Retrofit Six Vehicles w/DECS - Showcase III	\$122,719.00	No
MS12070	Valley Music Travel/CID Entertainme				\$99,000.00	\$0.00	Implement Shuttle Service to Coachella Mus	\$99,000.00	No

Total: 11

Closed Contracts

Cont.#	Contractor	Start Date	Original End Date	Amended End Date	Contract Value	Remitted	Project Description	Award Balance	Billing Complete?
ML12013	City of Pasadena	10/19/2012	3/18/2015	9/18/2015	\$200,000.00	\$65,065.00	Electric Vehicle Charging Infrastructure	\$134,935.00	Yes
ML12019	City of Palm Springs	9/6/2013	7/5/2015		\$38,000.00	\$16,837.00	EV Charging Infrastructure	\$21,163.00	Yes
ML12021	City of Rancho Cucamonga	9/14/2012	1/13/2020		\$40,000.00	\$40,000.00	Four Medium-Duty Nat. Gas Vehicles	\$0.00	Yes
ML12023	County of Los Angeles Internal Servi	8/1/2013	2/28/2015		\$250,000.00	\$192,333.00	EV Charging Infrastructure	\$57,667.00	Yes
ML12037	Coachella Valley Association of Gov	3/14/2013	3/13/2014		\$250,000.00	\$250,000.00	Street Sweeping Operations	\$0.00	Yes
ML12042	City of Chino Hills	1/18/2013	3/17/2017		\$87,500.00	\$87,500.00	Expansion of Existing CNG Station	\$0.00	Yes
ML12049	City of Rialto Public Works	7/14/2014	9/13/2015		\$30,432.00	\$3,265.29	EV Charging Infrastructure	\$27,166.71	Yes
ML12050	City of Baldwin Park	4/25/2013	4/24/2014	10/24/2014	\$402,400.00	\$385,363.00	EV Charging Infrastructure	\$17,037.00	Yes
ML12054	City of Palm Desert	9/30/2013	2/28/2015		\$77,385.00	\$77,385.00	EV Charging Infrastructure	\$0.00	Yes
ML12056	City of Cathedral City	3/26/2013	5/25/2014		\$25,000.00	\$25,000.00	Regional Street Sweeping Program	\$0.00	Yes
ML12066	City of Manhattan Beach	1/7/2014	4/6/2015		\$5,900.00	\$5,900.00	Electric Vehicle Charging Infrastructure	\$0.00	Yes
MS12001	Los Angeles County MTA	7/1/2012	4/30/2013		\$300,000.00	\$211,170.00	Clean Fuel Transit Service to Dodger Stadiu	\$88,830.00	Yes
MS12002	Orange County Transportation Autho	9/7/2012	4/30/2013		\$342,340.00	\$333,185.13	Express Bus Service to Orange County Fair	\$9,154.87	Yes
MS12003	Orange County Transportation Autho	7/20/2012	2/28/2013		\$234,669.00	\$167,665.12	Implement Metrolink Service to Angel Stadiu	\$67,003.88	Yes
MS12005	USA Waste of California, Inc.	10/19/2012	8/18/2013		\$75,000.00	\$75,000.00	Vehicle Maintenance Facility Modifications	\$0.00	Yes
MS12006	Waste Management Collection & Re	10/19/2012	8/18/2013		\$75,000.00	\$75,000.00	Vehicle Maintenance Facility Modifications	\$0.00	Yes
MS12012	Rim of the World Unified School Dist	12/20/2012	5/19/2014		\$75,000.00	\$75,000.00	Vehicle Maintenance Facility Modifications	\$0.00	Yes
MS12059	Orange County Transportation Autho	2/28/2013	12/27/2014		\$75,000.00	\$75,000.00	Maintenance Facilities Modifications	\$0.00	Yes
MS12061	Orange County Transportation Autho	3/14/2014	3/13/2017		\$224,000.00	\$114,240.00	Transit-Oriented Bicycle Sharing Program	\$109,760.00	Yes
MS12062	Fraser Communications	12/7/2012	5/31/2014		\$998,669.00	\$989,218.49	Develop & Implement "Rideshare Thursday"	\$9,450.51	Yes
MS12064	Anaheim Transportation Network	3/26/2013	12/31/2014		\$127,296.00	\$56,443.92	Implement Anaheim Circulator Service	\$70,852.08	Yes
MS12065	Orange County Transportation Autho	7/27/2013	11/30/2013		\$43,933.00	\$14,832.93	Ducks Express Service to Honda Center	\$29,100.07	Yes
MS12068	Southern California Regional Rail Au	3/1/2013	9/30/2013		\$57,363.00	\$47,587.10	Implement Metrolink Service to Autoclub Sp	\$9,775.90	Yes
MS12069	City of Irvine	8/11/2013	2/28/2014		\$45,000.00	\$26,649.41	Implement Special Transit Service to Solar	\$18,350.59	Yes
MS12076	City of Ontario, Housing & Municipal	3/8/2013	4/7/2015		\$75,000.00	\$75,000.00	Maintenance Facilities Modification	\$0.00	Yes
MS12078	Penske Truck Leasing Co., L.P.	1/7/2014	1/6/2016		\$75,000.00	\$73,107.00	Maintenance Facility Modifications - Vernon	\$1,893.00	Yes
MS12081	Penske Truck Leasing Co., L.P.	1/7/2014	1/6/2016		\$75,000.00	\$75,000.00	Maintenance Facility Modifications - Santa A	\$0.00	Yes
MS12085	Bear Valley Unified School District	4/25/2013	6/24/2014		\$75,000.00	\$75,000.00	Maintenance Facility Modifications	\$0.00	Yes
MS12087	Los Angeles County MTA	8/29/2013	11/28/2015		\$125,000.00	\$125,000.00	Implement Rideshare Incentives Program	\$0.00	Yes
MS12088	Orange County Transportation Autho	12/6/2013	3/5/2016		\$125,000.00	\$18,496.50	Implement Rideshare Incentives Program	\$106,503.50	Yes
MS12Hom	Mansfield Gas Equipment Systems				\$296,000.00	\$0.00	Home Refueling Apparatus Incentive Progra	\$296,000.00	No

Total: 31

Closed/Incomplete Contracts

MS12079	Penske Truck Leasing Co., L.P.	1/7/2014	1/6/2016		\$75,000.00	\$0.00	Maintenance Facility Modifications - Boyle H	\$75,000.00	No
---------	--------------------------------	----------	----------	--	-------------	--------	--	-------------	----

Total: 1

Open/Complete Contracts

ML12015	City of Fullerton	4/25/2013	11/24/2020	11/24/2021	\$40,000.00	\$40,000.00	HD CNG Vehicle, Expand CNG Station	\$0.00	Yes
---------	-------------------	-----------	------------	------------	-------------	-------------	------------------------------------	--------	-----

Cont.#	Contractor	Start Date	Original End Date	Amended End Date	Contract Value	Remitted	Project Description	Award Balance	Billing Complete?
ML12017	City of Los Angeles, Bureau of Sanit	6/26/2013	5/25/2020	11/25/2021	\$950,000.00	\$950,000.00	32 H.D. Nat. Gas Vehicles	\$0.00	Yes
ML12020	City of Los Angeles, Department of	9/27/2012	3/26/2019	3/26/2020	\$450,000.00	\$450,000.00	15 H.D. Nat. Gas Vehicles	\$0.00	Yes
ML12022	City of La Puente	12/6/2013	6/5/2020		\$110,000.00	\$110,000.00	2 Medium-Duty and Three Heavy-Duty CNG	\$0.00	Yes
ML12039	City of Redlands	2/8/2013	10/7/2019		\$90,000.00	\$90,000.00	Three Heavy-Duty Nat. Gas Vehicles	\$0.00	Yes
ML12046	City of Irvine	8/11/2013	3/10/2021		\$30,000.00	\$30,000.00	One Heavy-Duty Nat. Gas Vehicle	\$0.00	Yes
ML12047	City of Orange	2/1/2013	1/31/2019		\$30,000.00	\$30,000.00	One Heavy-Duty Nat. Gas Vehicle	\$0.00	Yes
ML12055	City of Manhattan Beach	3/1/2013	12/31/2018		\$10,000.00	\$10,000.00	One Medium-Duty Nat. Gas Vehicle	\$0.00	Yes
MS12004	USA Waste of California, Inc.	10/24/2013	11/23/2019		\$175,000.00	\$175,000.00	Construct New Limited-Access CNG Station	\$0.00	Yes
MS12009	Sysco Food Services of Los Angeles	1/7/2014	4/6/2020		\$150,000.00	\$150,000.00	Construct New Public-Access LNG Station	\$0.00	Yes
MS12010	Murrieta Valley Unified School Distric	4/5/2013	9/4/2019		\$242,786.00	\$242,786.00	Construct New Limited-Access CNG Station	\$0.00	Yes
MS12024	Southern California Gas Company	6/13/2013	12/12/2019	11/12/2020	\$150,000.00	\$150,000.00	Construct New Public-Access CNG Station -	\$0.00	Yes
MS12025	Silverado Stages, Inc.	11/2/2012	7/1/2018		\$150,000.00	\$150,000.00	Purchase Six Medium-Heavy Duty Vehicles	\$0.00	Yes
MS12026	U-Haul Company of California	3/14/2013	3/13/2019		\$500,000.00	\$353,048.26	Purchase 23 Medium-Heavy Duty Vehicles	\$146,951.74	Yes
MS12028	Dy-Dee Service of Pasadena, Inc.	12/22/2012	1/21/2019		\$45,000.00	\$40,000.00	Purchase 2 Medium-Duty and 1 Medium-He	\$5,000.00	Yes
MS12029	Community Action Partnership of Or	11/2/2012	11/1/2018		\$25,000.00	\$14,850.00	Purchase 1 Medium-Heavy Duty Vehicle	\$10,150.00	Yes
MS12031	Final Assembly, Inc.	11/2/2012	11/1/2018		\$50,000.00	\$32,446.00	Purchase 2 Medium-Heavy Duty Vehicles	\$17,554.00	Yes
MS12032	Fox Transportation	12/14/2012	12/13/2018		\$500,000.00	\$500,000.00	Purchase 20 Medium-Heavy Duty Vehicles	\$0.00	Yes
MS12035	Disneyland Resort	1/4/2013	7/3/2019		\$25,000.00	\$18,900.00	Purchase 1 Medium-Heavy Duty Vehicle	\$6,100.00	Yes
MS12036	Jim & Doug Carter's Automotive/VS	1/4/2013	11/3/2018		\$50,000.00	\$50,000.00	Purchase 2 Medium-Heavy Duty Vehicles	\$0.00	Yes
MS12058	Krisda Inc	4/24/2013	1/23/2019		\$25,000.00	\$25,000.00	Repower One Heavy-Duty Off-Road Vehicle	\$0.00	Yes
MS12063	Custom Alloy Light Metals, Inc.	8/16/2013	2/15/2020		\$100,000.00	\$100,000.00	Install New Limited Access CNG Station	\$0.00	Yes
MS12071	Transit Systems Unlimited, Inc.	5/17/2013	12/16/2018		\$21,250.00	\$21,250.00	Expansion of Existing CNG Station	\$0.00	Yes
MS12072	99 Cents Only Stores	4/5/2013	9/4/2019		\$100,000.00	\$100,000.00	Construct New CNG Station	\$0.00	Yes
MS12073	FirstCNG, LLC	7/27/2013	12/26/2019		\$150,000.00	\$150,000.00	Construct New CNG Station	\$0.00	Yes
MS12074	Arcadia Unified School District	7/5/2013	9/4/2019		\$175,000.00	\$175,000.00	Expansion of Existing CNG Infrastructure	\$0.00	Yes
MS12080	City of Pasadena	11/8/2013	8/7/2020	2/7/2022	\$225,000.00	\$225,000.00	Expansion of Existing CNG Infrastructure	\$0.00	Yes
MS12082	City of Los Angeles, Bureau of Sanit	11/20/2013	2/19/2021	2/19/2023	\$175,000.00	\$175,000.00	Install New CNG Infrastructure	\$0.00	Yes
MS12086	SuperShuttle International, Inc.	3/26/2013	3/25/2019		\$225,000.00	\$225,000.00	Purchase 23 Medium-Heavy Duty Vehicles	\$0.00	Yes

Total: 29

Cont.#	Contractor	Start Date	Original End Date	Amended End Date	Contract Value	Remitted	Project Description	Award Balance	Billing Complete?
FY 2012-2014 Contracts									
Open Contracts									
ML14012	City of Santa Ana	2/13/2015	10/12/2021		\$244,000.00	\$0.00	EV Charging and 7 H.D. LPG Vehicles	\$244,000.00	No
ML14013	City of Los Angeles, Bureau of Sanit	10/7/2016	2/6/2025		\$400,000.00	\$0.00	Purchase 14 H.D. Nat. Gas Vehicles	\$400,000.00	No
ML14016	City of Anaheim	4/3/2015	9/2/2021		\$380,000.00	\$0.00	Purchase 2 H.D. Vehicles, Expansion of Exi	\$380,000.00	No
ML14018	City of Los Angeles, Department of	3/6/2015	9/5/2021	12/5/2022	\$810,000.00	\$720,000.00	Purchase 27 H.D. Nat. Gas Vehicles	\$90,000.00	No
ML14019	City of Corona Public Works	12/5/2014	6/4/2020	6/4/2022	\$178,263.00	\$15,468.52	EV Charging, Bicycle Racks, Bicycle Locker	\$162,794.48	No
ML14021	Riverside County Regional Park and	7/24/2014	12/23/2016	9/23/2018	\$250,000.00	\$0.00	Bicycle Trail Improvements	\$250,000.00	No
ML14023	County of Los Angeles Department o	10/2/2015	9/1/2017		\$230,000.00	\$0.00	Maintenance Fac. Modifications-Westcheste	\$230,000.00	No
ML14024	County of Los Angeles Department o	10/2/2015	9/1/2017		\$230,000.00	\$0.00	Maintenance Fac. Modifications-Baldwin Par	\$230,000.00	No
ML14025	County of Los Angeles Dept of Publi	10/2/2015	7/1/2018		\$300,000.00	\$0.00	Construct New CNG Station in Malibu	\$300,000.00	No
ML14026	County of Los Angeles Dept of Publi	10/2/2015	5/1/2023		\$300,000.00	\$0.00	Construct New CNG Station in Castaic	\$300,000.00	No
ML14027	County of Los Angeles Dept of Publi	10/2/2015	5/1/2023	6/1/2024	\$500,000.00	\$0.00	Construct New CNG Station in Canyon Coun	\$500,000.00	No
ML14028	City of Fullerton	9/5/2014	1/4/2022		\$126,950.00	\$0.00	Expansion of Existing CNG Infrastructure	\$126,950.00	No
ML14030	County of Los Angeles Internal Servi	1/9/2015	3/8/2018	6/8/2019	\$425,000.00	\$0.00	Bicycle Racks, Outreach & Education	\$425,000.00	No
ML14033	City of Irvine	7/11/2014	2/10/2021		\$60,000.00	\$0.00	Purchase 2 H.D. CNG Vehicles	\$60,000.00	No
ML14049	City of Moreno Valley	7/11/2014	3/10/2021		\$105,000.00	\$48,250.00	One HD Nat Gas Vehicle, EV Charging, Bicy	\$56,750.00	No
ML14051	City of Brea	9/5/2014	1/4/2017	7/4/2018	\$450,000.00	\$0.00	Installation of Bicycle Trail	\$450,000.00	No
ML14055	City of Highland	10/10/2014	3/9/2018		\$500,000.00	\$0.00	Bicycle Lanes and Outreach	\$500,000.00	No
ML14056	City of Redlands	9/5/2014	5/4/2016	5/4/2018	\$125,000.00	\$0.00	Bicycle Lanes	\$125,000.00	No
ML14062	City of San Fernando	3/27/2015	5/26/2021		\$387,091.00	\$0.00	Expand Existing CNG Fueling Station	\$387,091.00	No
ML14066	City of South Pasadena	9/12/2014	7/11/2016	2/11/2018	\$142,096.00	\$0.00	Bicycle Trail Improvements	\$142,096.00	No
ML14067	City of Duarte Transit	12/4/2015	1/3/2023		\$60,000.00	\$0.00	Purchase Two Heavy-Duty Nat. Gas Vehicle	\$60,000.00	No
ML14068	City of South Pasadena	9/12/2014	10/11/2015	1/11/2020	\$10,183.00	\$0.00	Electric Vehicle Charging Infrastructure	\$10,183.00	No
ML14069	City of Beaumont	3/3/2017	3/2/2025		\$200,000.00	\$0.00	Construct New CNG Infrastructure	\$200,000.00	No
ML14070	City of Rancho Cucamonga	9/3/2016	12/2/2018		\$365,245.00	\$0.00	Bicycle Trail Improvements	\$365,245.00	No
ML14072	City of Cathedral City	8/13/2014	1/12/2021		\$136,000.00	\$0.00	Medium & H.D. Vehicles, EV Charging, Bike	\$136,000.00	No
ML14093	County of Los Angeles Dept of Publi	8/14/2015	1/13/2019		\$150,000.00	\$0.00	San Gabriel BikeTrail Underpass Improveme	\$150,000.00	No
ML14094	City of Yucaipa	6/9/2017	6/8/2018		\$84,795.00	\$0.00	Installation of Bicycle Lanes	\$84,795.00	No
MS14001	Los Angeles County MTA	3/6/2015	4/30/2015		\$1,216,637.00	\$474,050.52	Clean Fuel Transit Service to Dodger Stadiu	\$742,586.48	No
MS14037	Penske Truck Leasing Co., L.P.	4/7/2017	6/6/2020		\$75,000.00	\$0.00	Vehicle Maint. Fac. Modifications - Carson	\$75,000.00	No
MS14053	Upland Unified School District	1/9/2015	7/8/2021		\$175,000.00	\$175,000.00	Expansion of Existing CNG Infrastructure	\$0.00	No
MS14057	Los Angeles County MTA	11/7/2014	10/6/2019		\$1,250,000.00	\$0.00	Implement Various Signal Synchronization P	\$1,250,000.00	No
MS14059	Riverside County Transportation Co	9/5/2014	3/4/2018		\$1,250,000.00	\$0.00	Implement Various Signal Synchronization P	\$1,250,000.00	No
MS14072	San Bernardino County Transportatio	3/27/2015	3/26/2018		\$1,250,000.00	\$0.00	Implement Various Signal Synchronization P	\$1,250,000.00	No
MS14075	Fullerton Joint Union High School Di	7/22/2016	11/21/2023		\$300,000.00	\$0.00	Expansion of Existing CNG Infrastructure/Ma	\$300,000.00	No

Cont.#	Contractor	Start Date	Original End Date	Amended End Date	Contract Value	Remitted	Project Description	Award Balance	Billing Complete?
MS14076	Rialto Unified School District	6/17/2015	2/16/2022		\$225,000.00	\$0.00	New Public Access CNG Station	\$225,000.00	No
MS14078	American Honda Motor Co., Inc.	9/4/2015	8/3/2022		\$150,000.00	\$0.00	New Public Access CNG Station	\$150,000.00	No
MS14079	Waste Resources, Inc.	9/14/2016	8/13/2022	8/13/2023	\$100,000.00	\$0.00	New Limited Access CNG Station	\$100,000.00	No
MS14080	CR&R Incorporated	6/1/2015	8/31/2021	8/31/2022	\$200,000.00	\$200,000.00	Expansion of Existing CNG Infrastructure/Ma	\$0.00	No
MS14081	CR&R Incorporated	6/1/2015	5/30/2021		\$175,000.00	\$100,000.00	Expansion of Existing CNG Infrastructure/Ma	\$75,000.00	No
MS14082	Grand Central Recycling & Transfer	12/4/2015	3/3/2023	3/3/2024	\$150,000.00	\$0.00	Construct New Public Access CNG Station	\$150,000.00	No
MS14083	Hacienda La Puente Unified School	7/10/2015	3/9/2022		\$175,000.00	\$0.00	New Limited Access CNG Station	\$175,000.00	No
MS14089	Top Shelf Consulting, LLC	1/18/2017	8/4/2016	3/31/2017	\$200,000.00	\$200,000.00	Enhanced Fleet Modernization Program	\$0.00	Yes
MS14092	West Covina Unified School District	9/3/2016	12/2/2022		\$124,000.00	\$0.00	Expansion of Existing CNG Infrastructure	\$124,000.00	No

Total: 43

Pending Execution Contracts

ML14060	County of Los Angeles Internal Servi				\$104,400.00	\$0.00	Electric Vehicle Charging Infrastructure	\$104,400.00	No
---------	--------------------------------------	--	--	--	--------------	--------	--	--------------	----

Total: 1

Declined/Cancelled Contracts

ML14063	City of Hawthorne				\$32,000.00	\$0.00	Expansion of Existng CNG Infrastructure	\$32,000.00	No
MS14035	Penske Truck Leasing Co., L.P.				\$75,000.00	\$0.00	Vehicle Maint. Fac. Modifications - Sun Valle	\$75,000.00	No
MS14036	Penske Truck Leasing Co., L.P.				\$75,000.00	\$0.00	Vehicle Maint. Fac. Modifications - La Mirad	\$75,000.00	No
MS14038	Penske Truck Leasing Co., L.P.				\$75,000.00	\$0.00	Vehicle Maint. Fac. Modifications - Fontana	\$75,000.00	No
MS14043	City of Anaheim				\$175,000.00	\$0.00	Expansion of Existing CNG Station	\$175,000.00	No
MS14085	Prologis, L.P.				\$100,000.00	\$0.00	New Limited Access CNG Station	\$100,000.00	No
MS14086	San Gabriel Valley Towing I				\$150,000.00	\$0.00	New Public Access CNG Station	\$150,000.00	No
MS14091	Serv-Wel Disposal				\$100,000.00	\$0.00	New Limited-Access CNG Infrastructure	\$100,000.00	No

Total: 8

Closed Contracts

ML14010	City of Cathedral City	8/13/2014	10/12/2015		\$25,000.00	\$25,000.00	Street Sweeping Operations	\$0.00	Yes
ML14011	City of Palm Springs	6/13/2014	1/12/2016		\$79,000.00	\$78,627.00	Bicycle Racks, Bicycle Outreach & Educatio	\$373.00	Yes
ML14015	Coachella Valley Association of Gov	6/6/2014	9/5/2015		\$250,000.00	\$250,000.00	Street Sweeping Operations	\$0.00	Yes
ML14020	County of Los Angeles Dept of Publi	8/13/2014	1/12/2018		\$150,000.00	\$0.00	San Gabriel BikeTrail Underpass Improveme	\$150,000.00	No
ML14054	City of Torrance	11/14/2014	4/13/2017	7/13/2017	\$350,000.00	\$319,908.80	Upgrade Maintenance Facility	\$30,091.20	Yes
ML14065	City of Orange	9/5/2014	8/4/2015		\$10,000.00	\$10,000.00	Electric Vehicle Charging Infrastructure	\$0.00	Yes
MS14002	Orange County Transportation Autho	9/6/2013	4/30/2014		\$576,833.00	\$576,833.00	Clean Fuel Transit Service to Orange Count	\$0.00	Yes
MS14003	Orange County Transportation Autho	8/1/2013	4/30/2014	10/30/2014	\$194,235.00	\$184,523.00	Implement Metrolink Service to Angel Stadiu	\$9,712.00	Yes
MS14004	Orange County Transportation Autho	9/24/2013	4/30/2014		\$36,800.00	\$35,485.23	Implement Express Bus Service to Solar De	\$1,314.77	Yes
MS14005	Transit Systems Unlimited, Inc.	4/11/2014	2/28/2016		\$515,200.00	\$511,520.00	Provide Expanded Shuttle Service to Hollyw	\$3,680.00	Yes
MS14007	Orange County Transportation Autho	6/6/2014	4/30/2015		\$208,520.00	\$189,622.94	Implement Special Metrolink Service to Ang	\$18,897.06	Yes
MS14008	Orange County Transportation Autho	8/13/2014	5/31/2015		\$601,187.00	\$601,187.00	Implement Clean Fuel Bus Service to Orang	\$0.00	Yes
MS14009	A-Z Bus Sales, Inc.	1/17/2014	12/31/2014	3/31/2015	\$388,000.00	\$388,000.00	Alternative Fuel School Bus Incentive Progra	\$0.00	Yes

Cont.#	Contractor	Start Date	Original End Date	Amended End Date	Contract Value	Remitted	Project Description	Award Balance	Billing Complete?
MS14039	Waste Management Collection and	7/10/2015	4/9/2016		\$75,000.00	\$75,000.00	Vehicle Maint. Fac. Modifications - Irvine	\$0.00	Yes
MS14040	Waste Management Collection and	7/10/2015	4/9/2016		\$75,000.00	\$75,000.00	Vehicle Maint. Fac. Modifications - Santa An	\$0.00	Yes
MS14047	Southern California Regional Rail Au	3/7/2014	9/30/2014		\$49,203.00	\$32,067.04	Special Metrolink Service to Autoclub Speed	\$17,135.96	Yes
MS14048	BusWest	3/14/2014	12/31/2014	5/31/2015	\$940,850.00	\$847,850.00	Alternative Fuel School Bus Incentive Progra	\$93,000.00	Yes
MS14058	Orange County Transportation Autho	11/7/2014	4/6/2016	4/6/2017	\$1,250,000.00	\$1,250,000.00	Implement Various Signal Synchronization P	\$0.00	Yes
MS14073	Anaheim Transportation Network	1/9/2015	4/30/2017		\$221,312.00	\$221,312.00	Anaheim Resort Circulator Service	\$0.00	Yes
MS14087	Orange County Transportation Autho	8/14/2015	4/30/2016		\$239,645.00	\$195,377.88	Implement Special Metrolink Service to Ang	\$44,267.12	Yes
MS14088	Southern California Regional Rail Au	5/7/2015	9/30/2015		\$79,660.00	\$66,351.44	Special Metrolink Service to Autoclub Speed	\$13,308.56	Yes

Total: 21

Closed/Incomplete Contracts

ML14050	City of Yucaipa	7/11/2014	9/10/2015	7/1/2016	\$84,795.00	\$0.00	Installation of Bicycle Lanes	\$84,795.00	No
---------	-----------------	-----------	-----------	----------	-------------	--------	-------------------------------	-------------	----

Total: 1

Open/Complete Contracts

ML14014	City of Torrance	9/5/2014	12/4/2019		\$56,000.00	\$56,000.00	EV Charging Infrastructure	\$0.00	Yes
ML14022	County of Los Angeles Department o	10/2/2015	5/1/2022		\$270,000.00	\$270,000.00	Purchase 9 H.D. Nat. Gas Vehicles	\$0.00	Yes
ML14029	City of Irvine	7/11/2014	6/10/2017		\$90,500.00	\$71,056.78	Bicycle Trail Improvements	\$19,443.22	Yes
ML14031	Riverside County Waste Manageme	6/13/2014	12/12/2020		\$90,000.00	\$90,000.00	Purchase 3 H.D. CNG Vehicles	\$0.00	Yes
ML14032	City of Rancho Cucamonga	1/9/2015	1/8/2022		\$113,990.00	\$104,350.63	Expansion of Existing CNG Infrs., Bicycle L	\$9,639.37	Yes
ML14034	City of Lake Elsinore	9/5/2014	5/4/2021		\$56,700.00	\$56,700.00	EV Charging Stations	\$0.00	Yes
ML14061	City of La Habra	3/11/2016	3/10/2022		\$41,600.00	\$41,270.49	Purchase Two Heavy-Duty Nat. Gas Vehicle	\$329.51	Yes
ML14064	City of Claremont	7/11/2014	7/10/2020	1/10/2021	\$60,000.00	\$60,000.00	Purchase Two Heavy-Duty Nat. Gas Vehicle	\$0.00	Yes
ML14071	City of Manhattan Beach	1/9/2015	11/8/2018		\$22,485.00	\$22,485.00	Electric Vehicle Charging Infrastructure	\$0.00	Yes
MS14041	USA Waste of California, Inc.	9/4/2015	10/3/2021		\$175,000.00	\$175,000.00	Limited-Access CNG Station, Vehicle Maint.	\$0.00	Yes
MS14042	Grand Central Recycling & Transfer	6/6/2014	9/5/2021		\$150,000.00	\$150,000.00	Expansion of Existing CNG Station	\$0.00	Yes
MS14044	TIMCO CNG Fund I, LLC	5/2/2014	11/1/2020		\$150,000.00	\$150,000.00	New Public-Access CNG Station in Santa A	\$0.00	Yes
MS14045	TIMCO CNG Fund I, LLC	6/6/2014	12/5/2020		\$150,000.00	\$150,000.00	New Public-Access CNG Station in Inglewoo	\$0.00	Yes
MS14046	Ontario CNG Station Inc.	5/15/2014	5/14/2020	11/14/2021	\$150,000.00	\$150,000.00	Expansion of Existing CNG Infrastructure	\$0.00	Yes
MS14052	Arcadia Unified School District	6/13/2014	10/12/2020		\$78,000.00	\$78,000.00	Expansion of an Existing CNG Fueling Statio	\$0.00	Yes
MS14074	Midway City Sanitary District	1/9/2015	3/8/2021		\$250,000.00	\$250,000.00	Limited-Access CNG Station & Facility Modif	\$0.00	Yes
MS14077	County Sanitation Districts of L.A. Co	3/6/2015	5/5/2021		\$175,000.00	\$175,000.00	New Limited Access CNG Station	\$0.00	Yes
MS14084	US Air Conditioning Distributors	5/7/2015	9/6/2021		\$100,000.00	\$100,000.00	Expansion of Existing CNG Infrastructure	\$0.00	Yes
MS14090	City of Monterey Park	5/7/2015	5/6/2021		\$225,000.00	\$225,000.00	Expansion of Existing CNG Infrastructure	\$0.00	Yes

Total: 19

Cont.#	Contractor	Start Date	Original End Date	Amended End Date	Contract Value	Remitted	Project Description	Award Balance	Billing Complete?
FY 2014-2016 Contracts									
Open Contracts									
ML16005	City of Palm Springs	3/4/2016	10/3/2017		\$40,000.00	\$0.00	Install Bicycle Racks, and Implement Bicycl	\$40,000.00	No
ML16006	City of Cathedral City	4/27/2016	4/26/2022		\$55,000.00	\$0.00	Purchase 1 H.D. Nat. Gas Vehicle, Bicycle	\$55,000.00	No
ML16007	City of Culver City Transportation De	10/6/2015	4/5/2023		\$246,000.00	\$210,000.00	Purchase 7 H.D. Nat. Gas Vehicles, EV Cha	\$36,000.00	No
ML16008	City of Pomona	9/20/2016	11/19/2022		\$310,000.00	\$0.00	Purchase 4 Medium-Duty and 9 Heavy-Duty	\$310,000.00	No
ML16009	City of Fountain Valley	10/6/2015	2/5/2018		\$46,100.00	\$0.00	Install EV Charging Infrastructure	\$46,100.00	No
ML16010	City of Fullerton	10/7/2016	4/6/2023		\$370,500.00	\$0.00	Expand Existing CNG Station, EV Charging I	\$370,500.00	No
ML16011	City of Claremont	10/6/2015	6/5/2022		\$90,000.00	\$90,000.00	Purchase 3 Heavy-Duty Nat. Gas Vehicles	\$0.00	No
ML16013	City of Monterey Park	12/4/2015	7/3/2022		\$90,000.00	\$0.00	Purchase 3 Heavy-Duty Nat. Gas Vehicles	\$90,000.00	No
ML16015	City of Yorba Linda	3/4/2016	11/3/2017		\$85,000.00	\$0.00	Install Bicycle Lanes	\$85,000.00	No
ML16016	City of Los Angeles, Department of	2/5/2016	12/4/2022		\$630,000.00	\$0.00	Purchase 21 Heavy-Duty Nat. Gas Vehicles	\$630,000.00	No
ML16017	City of Long Beach	2/5/2016	8/4/2023		\$1,445,400.00	\$769,642.73	Purchase 48 Medium-Duty, 16 H.D. Nat. Ga	\$675,757.27	No
ML16018	City of Hermosa Beach	10/7/2016	1/6/2023		\$29,520.00	\$0.00	Purchase 2 M.D. Nat. Gas Vehicles, Bicycle	\$29,520.00	No
ML16019	City of Los Angeles, Dept of General	1/25/2017	3/24/2020		\$102,955.00	\$0.00	Install EV Charging Infrastructure	\$102,955.00	No
ML16020	City of Pomona	4/1/2016	2/1/2018		\$440,000.00	\$0.00	Install Road Surface Bicycle Detection Syste	\$440,000.00	No
ML16021	City of Santa Clarita	10/7/2016	6/6/2024		\$49,400.00	\$0.00	Install EV Charging Infrastructure	\$49,400.00	No
ML16022	Los Angeles Department of Water an	5/5/2017	3/4/2024		\$360,000.00	\$0.00	Purchase 13 H.D. Nat. Gas Vehicles	\$360,000.00	No
ML16023	City of Banning	12/11/2015	12/10/2021		\$30,000.00	\$30,000.00	Purchase 1 H.D. Nat. Gas Vehicle	\$0.00	No
ML16025	City of South Pasadena	6/22/2016	4/21/2023		\$180,535.00	\$0.00	Purchase 2 H.D. Nat. Gas Vehicles, Expand	\$180,535.00	No
ML16026	City of Downey	5/6/2016	9/5/2017		\$40,000.00	\$40,000.00	Install EV Charging Infrastructure	\$0.00	No
ML16028	City of Azusa	9/9/2016	4/8/2018		\$25,000.00	\$0.00	Enhance Existing Class 1 Bikeway	\$25,000.00	No
ML16032	City of Azusa	9/9/2016	4/8/2019		\$474,925.00	\$0.00	Implement a "Complete Streets" Pedestrian	\$474,925.00	No
ML16033	Coachella Valley Association of Gov	4/27/2016	4/26/2018		\$250,000.00	\$0.00	Street Sweeping Operations in Coachella Va	\$250,000.00	No
ML16034	City of Riverside	3/11/2016	10/10/2018		\$500,000.00	\$0.00	Implement a "Complete Streets" Pedestrian	\$500,000.00	No
ML16035	City of Wildomar	4/1/2016	11/1/2017		\$500,000.00	\$0.00	Install Bicycle Lanes	\$500,000.00	No
ML16036	City of Brea	3/4/2016	12/3/2018		\$500,000.00	\$0.00	Install a Class 1 Bikeway	\$500,000.00	No
ML16038	City of Palm Springs	4/1/2016	7/31/2022		\$230,000.00	\$0.00	Install Bicycle Lanes & Purchase 4 Heavy-D	\$230,000.00	No
ML16039	City of Torrance Transit Department	1/6/2017	9/5/2022		\$32,000.00	\$0.00	Install EV Charging Infrastructure	\$32,000.00	No
ML16040	City of Eastvale	1/6/2017	7/5/2022		\$110,000.00	\$0.00	Install EV Charging Infrastructure	\$110,000.00	No
ML16041	City of Moreno Valley	9/3/2016	1/2/2021		\$20,000.00	\$0.00	Install EV Charging Infrastructure	\$20,000.00	No
ML16042	City of San Dimas	4/1/2016	12/31/2019		\$55,000.00	\$0.00	Install EV Charging Infrastructure	\$55,000.00	No
ML16045	City of Anaheim	6/22/2016	8/21/2019		\$275,000.00	\$0.00	Maintenance Facility Modifications	\$275,000.00	No
ML16046	City of El Monte	4/1/2016	5/31/2021		\$20,160.00	\$0.00	Install EV Charging Infrastructure	\$20,160.00	No
ML16047	City of Fontana	1/6/2017	8/5/2019		\$500,000.00	\$0.00	Enhance an Existing Class 1 Bikeway	\$500,000.00	No
ML16048	City of Placentia	3/26/2016	5/25/2021	6/25/2022	\$90,000.00	\$18,655.00	Install a Bicycle Locker and EV Charging Infr	\$71,345.00	No

Cont.#	Contractor	Start Date	Original End Date	Amended End Date	Contract Value	Remitted	Project Description	Award Balance	Billing Complete?
ML16049	City of Buena Park	4/1/2016	11/30/2018		\$429,262.00	\$0.00	Installation of a Class 1 Bikeway	\$429,262.00	No
ML16050	City of Westminster	5/6/2016	7/5/2020		\$115,000.00	\$0.00	Installation of EV Charging Infrastructure	\$115,000.00	No
ML16051	City of South Pasadena	2/12/2016	1/11/2017	12/11/2017	\$320,000.00	\$0.00	Implement "Open Streets" Event with Variou	\$320,000.00	No
ML16052	City of Rancho Cucamonga	9/3/2016	11/2/2019		\$315,576.00	\$0.00	Install Two Class 1 Bikeways	\$315,576.00	No
ML16053	City of Claremont	3/11/2016	7/10/2018		\$498,750.00	\$0.00	Implement a "Complete Streets" Pedestrian	\$498,750.00	No
ML16054	City of Yucaipa	3/26/2016	7/26/2018		\$120,000.00	\$0.00	Implement a "Complete Streets" Pedestrian	\$120,000.00	No
ML16056	City of Ontario	3/23/2016	9/22/2020		\$150,000.00	\$0.00	Expansion of an Existing CNG Station	\$150,000.00	No
ML16057	City of Yucaipa	4/27/2016	1/26/2019		\$380,000.00	\$0.00	Implement a "Complete Streets" Pedestrian	\$380,000.00	No
ML16058	Los Angeles County Department of P	10/7/2016	4/6/2024		\$491,898.00	\$0.00	Purchase 15 H.D. Nat. Gas Vehicles and Ins	\$491,898.00	No
ML16059	City of Burbank	4/1/2016	2/28/2022		\$180,000.00	\$180,000.00	Purchase 6 H.D. Nat. Gas Vehicles	\$0.00	No
ML16060	City of Cudahy	2/5/2016	10/4/2017		\$73,910.00	\$0.00	Implement an "Open Streets" Event	\$73,910.00	No
ML16062	Colton Electric Utility	6/3/2016	7/2/2020		\$25,000.00	\$0.00	Installation of EV Charging Infrastructure	\$25,000.00	No
ML16064	County of Orange, OC Parks	2/21/2017	10/20/2018		\$204,073.00	\$0.00	Implement "Open Streets" Events with Vario	\$204,073.00	No
ML16066	City of Long Beach Public Works	1/13/2017	9/12/2018		\$75,050.00	\$0.00	Implement an "Open Streets" Event	\$75,050.00	No
ML16068	Riverside County Dept of Public Heal	12/2/2016	8/1/2018		\$171,648.00	\$0.00	Implement an "Open Streets" Events with V	\$171,648.00	No
ML16069	City of West Covina	3/10/2017	6/9/2021		\$54,199.00	\$0.00	Installation of EV Charging Infrastructure	\$54,199.00	No
ML16070	City of Beverly Hills	2/21/2017	6/20/2023		\$90,000.00	\$0.00	Purchase 3 H.D. Nat. Gas Vehicles	\$90,000.00	No
ML16071	City of Highland	5/5/2017	1/4/2020		\$264,500.00	\$0.00	Implement a "Complete Streets" Pedestrian	\$264,500.00	No
ML16072	City of Palm Desert	3/4/2016	1/3/2020		\$56,000.00	\$0.00	Installation of EV Charging Infrastructure	\$56,000.00	No
ML16074	City of La Verne	7/22/2016	1/21/2023		\$365,000.00	\$0.00	Install CNG Fueling Station	\$365,000.00	No
ML16075	City of San Fernando	10/27/2016	2/26/2019		\$354,000.00	\$0.00	Install a Class 1 Bikeway	\$354,000.00	No
ML16076	City of San Fernando	2/21/2017	8/20/2021		\$100,000.00	\$0.00	Install EV Charging Infrastructure	\$100,000.00	No
ML16078	City of Moreno Valley	5/6/2016	11/5/2017		\$32,800.00	\$5,569.49	Install Bicycle Infrastructure & Implement Bi	\$27,230.51	No
ML16083	City of El Monte	4/1/2016	4/30/2021		\$57,210.00	\$0.00	Install EV Charging Infrastructure	\$57,210.00	No
MS16001	Los Angeles County MTA	4/1/2016	4/30/2017		\$1,350,000.00	\$0.00	Clean Fuel Transit Service to Dodger Stadiu	\$1,350,000.00	No
MS16004	Mineral LLC	9/4/2015	7/3/2017	1/3/2018	\$27,690.00	\$7,800.00	Design, Develop, Host and Maintain MSRC	\$19,890.00	No
MS16030	The Better World Group	12/19/2015	12/31/2017		\$130,716.00	\$90,585.19	Programmic Outreach Services to the MSR	\$40,130.81	No
MS16082	Riverside County Transportation Co	9/3/2016	8/2/2018	6/2/2018	\$590,759.00	\$0.00	Extended Freeway Service Patrols	\$590,759.00	No
MS16084	Transit Systems Unlimited, Inc.	5/6/2016	2/28/2018		\$565,600.00	\$215,130.00	Implement Special Shuttle Service from Uni	\$350,470.00	No
MS16086	San Bernardino County Transportatio	9/3/2016	10/2/2021		\$800,625.00	\$61,602.57	Freeway Service Patrols	\$739,022.43	No
MS16087	Burrtec Waste & Recycling Services,	7/8/2016	3/7/2023		\$100,000.00	\$0.00	Construct New Limited-Access CNG Station	\$100,000.00	No
MS16088	Transit Systems Unlimited, Inc.	5/12/2017	1/11/2023		\$17,000.00	\$0.00	Expansion of Existing CNG Station	\$17,000.00	No
MS16090	Los Angeles County MTA	10/27/2016	4/26/2020		\$2,500,000.00	\$0.00	Expansion of the Willowbrook/Rosa Parks Tr	\$2,500,000.00	No
MS16091	San Bernardino County Transportatio	10/7/2016	11/6/2018		\$1,000,000.00	\$0.00	Traffic Signal Synchronization Projects	\$1,000,000.00	No
MS16092	San Bernardino County Transportatio	2/3/2017	1/2/2019		\$250,000.00	\$84,744.00	Implement a Series of "Open Streets" Event	\$165,256.00	No
MS16093	Orange County Transportation Autho	9/3/2016	3/2/2018		\$1,553,657.00	\$0.00	Implement a Mobile Ticketing System	\$1,553,657.00	No
MS16094	Riverside County Transportation Co	1/25/2017	1/24/2022		\$1,909,241.00	\$0.00	MetroLink First Mile/Last Mile Mobility Strate	\$1,909,241.00	No

Cont.#	Contractor	Start Date	Original End Date	Amended End Date	Contract Value	Remitted	Project Description	Award Balance	Billing Complete?
MS16096	San Bernardino County Transportatio	10/27/2016	12/26/2019		\$450,000.00	\$0.00	EV Charging Infrastructure	\$450,000.00	No
MS16097	Walnut Valley Unified School District	10/7/2016	11/6/2022		\$250,000.00	\$175,000.00	Expand CNG Station & Modify Maintenance	\$75,000.00	No
MS16099	Foothill Transit	3/3/2017	3/31/2017		\$50,000.00	\$0.00	Provide Special Bus Service to the Los Ange	\$50,000.00	No
MS16100	Southern California Regional Rail Au	5/5/2017	9/30/2017		\$80,455.00	\$0.00	Provide Metrolink Service to Autoclub Speed	\$80,455.00	No
MS16102	Nasa Services, Inc.	2/21/2017	4/20/2023		\$100,000.00	\$0.00	Construct a Limited-Access CNG Station	\$100,000.00	No
MS16103	Arrow Services, Inc.	2/3/2017	4/2/2023		\$100,000.00	\$0.00	Construct a Limited-Access CNG Station	\$100,000.00	No
MS16105	Huntington Beach Union High School	3/3/2017	7/2/2024		\$175,000.00	\$0.00	Expansion of Existing CNG Infrastructure	\$175,000.00	No
MS16112	Orange County Transportation Autho	4/14/2017	3/13/2024		\$1,470,000.00	\$0.00	Repower Up to 98 Transit Buses	\$1,470,000.00	No
MS16113	Los Angeles County MTA	5/12/2017	4/11/2024		\$1,875,000.00	\$0.00	Repower Up to 125 Transit Buses	\$1,875,000.00	No
MS16114	City of Norwalk	3/3/2017	6/2/2024		\$45,000.00	\$0.00	Repower Up to 3 Transit Buses	\$45,000.00	No
MS16115	City of Santa Monica	4/14/2017	7/13/2025		\$870,000.00	\$0.00	Repower Up to 58 Transit Buses	\$870,000.00	No
MS16116	Riverside Transit Agency	3/3/2017	1/2/2023		\$10,000.00	\$9,793.00	Repower One Transit Bus	\$207.00	No
MS16117	Omnitrans	4/21/2017	6/20/2023		\$175,000.00	\$0.00	Expansion of Existing CNG Infrastructure	\$175,000.00	No
MS16118	Omnitrans	4/21/2017	6/20/2023		\$175,000.00	\$0.00	Expansion of Existing CNG Infrastructure	\$175,000.00	No
MS16119	Omnitrans	4/21/2017	8/20/2022		\$150,000.00	\$0.00	New Public Access CNG Station	\$150,000.00	No
MS16120	Omnitrans	4/7/2017	5/6/2025		\$945,000.00	\$0.00	Purchase 39 Transit Buses and Repower 24	\$945,000.00	No

Total: 87

Pending Execution Contracts

ML16014	City of Dana Point				\$153,818.00	\$0.00	Extend an Existing Class 1 Bikeway	\$153,818.00	No
ML16067	City of South El Monte				\$73,329.00	\$0.00	Implement an "Open Streets" Event	\$73,329.00	No
ML16077	City of Rialto				\$463,216.00	\$0.00	Pedestrian Access Improvements, Bicycle L	\$463,216.00	No
MS16029	Orange County Transportation Autho				\$851,883.00	\$0.00	Transportation Control Measure Partnership	\$851,883.00	No
MS16104	City of Perris				\$175,000.00	\$0.00	Expansion of Existing CNG Infrastructure	\$175,000.00	No
MS16106	City of Lawndale				\$175,000.00	\$0.00	Expansion of Existing CNG Infrastructure	\$175,000.00	No
MS16107	Athens Services				\$100,000.00	\$0.00	Construct a Limited-Access CNG Station	\$100,000.00	No
MS16108	VNG 5703 Gage Avenue, LLC				\$150,000.00	\$0.00	Construct Public-Access CNG Station in Bell	\$150,000.00	No
MS16109	Sanitation Districts of Los Angeles C				\$275,000.00	\$0.00	Expansion of an Existing L/CNG Station	\$275,000.00	No
MS16110	City of Riverside				\$300,000.00	\$0.00	Expansion of Existing CNG Station and Mai	\$300,000.00	No
MS16111	VNG 5703 Gage Avenue, LLC				\$150,000.00	\$0.00	Construct Public Access CNG Station in Pla	\$150,000.00	No
MS16121	Long Beach Transit				\$600,000.00	\$0.00	Purchase 40 New Transit Buses with Near-Z	\$600,000.00	No

Total: 12

Declined/Cancelled Contracts

ML16065	City of Temple City				\$500,000.00	\$0.00	Implement a "Complete Streets" Pedestrian	\$500,000.00	No
MS16043	LBA Realty Company LLC				\$100,000.00	\$0.00	Install Limited-Access CNG Station	\$100,000.00	No
MS16080	Riverside County Transportation Co				\$1,200,000.00	\$0.00	Passenger Rail Service for Coachella and St	\$1,200,000.00	No
MS16098	Long Beach Transit				\$198,957.00	\$0.00	Provide Special Bus Service to Stub Hub Ce	\$198,957.00	No

Total: 4

Cont.#	Contractor	Start Date	Original End Date	Amended End Date	Contract Value	Remitted	Project Description	Award Balance	Billing Complete?
Closed Contracts									
ML16031	City of Cathedral City	12/19/2015	2/18/2017		\$25,000.00	\$25,000.00	Street Sweeping in Coachella Valley	\$0.00	Yes
ML16073	City of Long Beach Public Works	1/13/2017	7/12/2017		\$50,000.00	\$50,000.00	Implement an "Open Streets" Event	\$0.00	Yes
MS16002	Orange County Transportation Autho	10/6/2015	5/31/2016		\$722,266.00	\$703,860.99	Clean Fuel Transit Service to Orange Count	\$18,405.01	Yes
MS16003	Special Olympics World Games Los	10/9/2015	12/30/2015		\$380,304.00	\$380,304.00	Low-Emission Transportation Service for Sp	\$0.00	Yes
MS16085	Southern California Regional Rail Au	3/11/2016	9/30/2016		\$78,033.00	\$64,285.44	Special MetroLink Service to Autoclub Spee	\$13,747.56	No
MS16089	Orange County Transportation Autho	7/8/2016	4/30/2017		\$128,500.00	\$128,500.00	Implement Special Bus Service to Angel Sta	\$0.00	Yes
MS16095	Orange County Transportation Autho	7/22/2016	5/31/2017		\$694,645.00	\$672,864.35	Implement Special Bus Service to Orange C	\$21,780.65	Yes
Total: 7									
Open/Complete Contracts									
ML16012	City of Carson	1/15/2016	10/14/2022		\$60,000.00	\$60,000.00	Purchase 2 Heavy-Duty Nat. Gas Vehicles	\$0.00	Yes
ML16024	City of Azusa	4/27/2016	2/26/2022		\$30,000.00	\$30,000.00	Purchase 1 H.D. Nat. Gas Vehicle	\$0.00	Yes
ML16027	City of Whittier	1/8/2016	11/7/2022		\$30,000.00	\$30,000.00	Purchase 1 H.D. Nat. Gas Vehicle	\$0.00	Yes
ML16037	City of Rancho Cucamonga	2/5/2016	11/4/2022		\$30,000.00	\$30,000.00	Purchase One Heavy-Duty Natural Gas Vehi	\$0.00	Yes
ML16055	City of Ontario	5/6/2016	5/5/2022		\$270,000.00	\$270,000.00	Purchase Nine Heavy-Duty Natural-Gas Veh	\$0.00	Yes
ML16061	City of Murrieta	4/27/2016	1/26/2020		\$11,642.00	\$9,398.36	Installation of EV Charging Infrastructure	\$2,243.64	Yes
ML16063	City of Glendora	3/4/2016	4/3/2022		\$30,000.00	\$30,000.00	Purchase One H.D. Nat. Gas Vehicle	\$0.00	Yes
ML16079	City of Yucaipa	4/1/2016	3/31/2020		\$5,000.00	\$5,000.00	Purchase Electric Lawnmower	\$0.00	Yes
MS16081	EDCO Disposal Corporation	3/4/2016	10/3/2022		\$150,000.00	\$150,000.00	Expansion of Existing Public Access CNG St	\$0.00	Yes
Total: 9									

Cont.#	Contractor	Start Date	Original End Date	Amended End Date	Contract Value	Remitted	Project Description	Award Balance	Billing Complete?
--------	------------	------------	-------------------	------------------	----------------	----------	---------------------	---------------	-------------------

FY 2016-2018 Contracts

Open Contracts

MS18001	Los Angeles County MTA	6/29/2017	4/30/2018		\$807,945.00	\$0.00	Provide Clean Fuel Transit Service to Dodge	\$807,945.00	No
MS18002	Southern California Association of G	6/9/2017	11/30/2018		\$2,500,000.00	\$0.00	Regional Active Transportation Partnership	\$2,500,000.00	No
MS18003	Geographics	2/21/2017	2/20/2021		\$56,953.00	\$5,064.00	Design, Host and Maintain MSRC Website	\$51,889.00	No

Total: 3

Pending Execution Contracts

MS18004	Orange County Transportation Autho				\$503,272.00	\$0.00	Provide Special Rail Service to Angel Stadiu	\$503,272.00	No
MS18005	Orange County Transportation Autho				\$834,222.00	\$0.00	Clean Fuel Bus Service to OC Fair	\$834,222.00	No

Total: 2

AGENDA ITEM #4

AB 2766 Discretionary Fund Financial Report

AB 2766 Discretionary Fund
Financial Report - July 2017

Available Funding as of July 31, 2017 (a)		\$	37,399,526
Less Awards by Work Program: (b)			
FY 2012-14	\$		(204,400)
FY 2014-16			(4,682,428)
FY 2016-18			(1,572,541)
Total Awards by Work Program:			(6,459,369)
Less Balance of FY 2014-16 and FY 2016-18 Work Programs (funding not yet awarded)			(8,398,222)
Sub-total - Surplus/(Deficit)		\$	22,541,935
Estimated Revenue (d)			15,229,592
Estimated Available for FY 2016-18		\$	<u>37,771,527</u>

Notes:

- (a) Cash less: open commitments on executed contracts, balance on administrative budget and \$500,000 reserve.
- (b) Information provided by MSRC contracts staff. (Awards = Board approved contracts pending execution)
- (c) FY 14-16 & FY 16-18 Work Program Summary:

<u>FY 14-16 Work Program</u>	Total	Executed Contracts	Awarded	Balance
AB 118 Enhanced Fleet Modernization Program	\$ 3,001,000	\$ 1,662,000	\$ 1,339,000	\$ -
Alt. Fuel Infrastructure	2,942,000	1,392,000	1,325,000	225,000
Local Government Match	14,254,558	13,688,013	566,545	-
Major Event Center Transportation Program	3,539,044	3,539,044	-	-
CTC Partnership Program	9,906,165	9,054,282	851,883	-
EV Charging Incentive Pilot Program	500,000	-	-	500,000
Programmatic Outreach Services	120,000	120,000	-	-
Web-Site Services	25,890	25,890	-	-
Special Olympics World Games-Low Emission Transportation	380,536	380,536	-	-
Near-Zero NG Engine Incentive Program	5,815,000	5,215,000	600,000	-
FY 14-16 Totals	\$ 40,484,193	\$ 35,076,765	\$ 4,682,428	\$ 725,000

<u>FY 16-18 Work Program</u>	Total	Executed Contracts	Awarded	Balance
Major Event Center Transportation Program - (PA2015-13)	\$ 1,137,357	\$ 902,310	\$ 235,047	\$ -
SCAG-Regional Active Transportation Program	2,500,000	2,500,000	-	-
MSRC Web-Site Development	58,753	58,753	-	-
Programmatic Outreach Coordinator	10,716	-	-	10,716
Major Event Center Transportation Program - (PA2017-05)	5,000,000	-	1,337,494	3,662,506
Natural Gas Infrastructure Program	4,000,000	-	-	4,000,000
FY 16-18 Totals	\$ 12,706,826	\$ 3,461,063	\$ 1,572,541	\$ 7,673,222

- (d) Estimated revenue is the FY 2016-17 & 2017-18 full year estimates less revenue received. Any change to Health & Safety Code 44243 could affect future revenue.

AGENDA ITEM #5

Contract Modification Request by
City of West Covina



MSRC Agenda Item No. 5

DATE: August 17, 2017

FROM: Cynthia Ravenstein

SUBJECT: 19-Month No-Cost Term Extension by City of West Covina, Contract #ML12018

SYNOPSIS: The City requests a 19-month contract term extension as part of the FY 2011-12 Local Government Match Program due to the design contractor taking longer than anticipated.

FINANCIAL IMPACT: None

RECOMMENDATIONS: The MSRC-TAC reviewed the request and recommends approval.

ATTACHMENTS: Contractor's letter requesting modification

DISCUSSION:

Contractor: City of West Covina
Project Title: Expand CNG Station
MSRC Funding: \$300,000
Project Term: October 18, 2013 to January 17, 2022
Current Request: 19-month term extension
Previous Requests: 15-month term extension

Project Description: The MSRC awarded the City \$300,000 to expand their CNG fueling station by increasing compression capability and storage capacity. Contract #ML12018 was executed to effectuate the award. Project design has been completed, and the construction contract was awarded on April 4, 2017.

Previous Request: The City requested a 15-month contract term extension due to delays associated with turnover of key staff. The MSRC approved the request at their September 2015 meeting.

Contract Request: The City indicates that the design phase took longer than anticipated. They have now awarded the construction contract and anticipate no further delays. The City requests a 19-month contract term extension to allow them to complete the work and fulfill the 5-year operational requirement.

Recommendations: The MSRC-TAC reviewed the request and recommends approval.



Public Works Department

June 1, 2017

Leah Alfaro
Contracts Assistant, MSRC
21865 Copley Drive
Diamond Bar, CA 91765

Subject: AQMD Contract #ML12018 Request for Extension

Dear Mrs. Ravenstein:

The City of West Covina would like to request a contract extension for contract #ML12018. The project design phase has taken longer than anticipated. City Council awarded the construction contract on April 4, 2017. We do not anticipate any delays with the construction phase. . Attached is an updated timeline for this project.

Your assistance in this matter is greatly appreciated. We look forward to working on this project.

Regards,

Michelle Mansour
Management Analyst II
Michelle.mansour@westcovina.org

City of West Covina - #ML12018

Timeline

Task	Completion	Update
Submit Public Outreach Plan	Month 22	May 2017
Order Equipment	Month 25	June 2017
Complete station expansion and place into service	Month 36	November 2017
Implement Public Outreach Plan	Month 38	
Quarterly Reports	Months 4,7,10,13,16,19,22,25,28,31,34	Through completion
Final Report	Month 39	Aug 2018

AGENDA ITEM #6

Contract Modification Request by
City of El Monte



MSRC Agenda Item No. 6

DATE: August 17, 2017

FROM: Cynthia Ravenstein

SUBJECT: 24-Month No-Cost Term Extension by City of El Monte, Contract #ML16046

SYNOPSIS: The City requests a 24-month contract term extension as part of the FYs 2014-16 Local Government Match Program because existing staff levels cannot provide adequate support to complete the work, but an additional staff member has been approved for FY 17-18.

FINANCIAL IMPACT: None

RECOMMENDATIONS: The MSRC-TAC reviewed the request and recommends approval.

ATTACHMENTS: Contractor's letter requesting modification

DISCUSSION:

Contractor: City of El Monte

Project Title: Install EV Charging Stations – Downtown Parking Lot

MSRC Funding: \$20,160

Project Term: April 1, 2016 to March 31, 2021

Current Request: 24-month term extension

Previous Requests: 24-month term extension

Project Description: The MSRC awarded the City \$20,160 to install two publicly accessible "Level II" EV charging stations, capable of charging a total of four vehicles, at their Downtown Public Parking Lot. No work has been completed and nothing has been paid to date on this contract.

Previous Request: In October 2016, the City requested a 24-month extension due to a near-term lack of sufficient staff, but with an expectation that they would be increasing staff in the coming year. The MSRC-TAC considered the request at their November 2016 meeting. After some MSRC-TAC members expressed concerns about granting such a lengthy extension, the MSRC-TAC voted to table the item for six months and seek additional information concerning the City's needs.

Contract Request: The City submitted a new request in May 2017, reiterating their argument that their capital improvement projects are such that existing staffing levels cannot provide adequate support required to procure design and construction contracts, nor ensure proper project oversight. However, for FY 17-18 the Public Works Department proposed the additional of two staff members to provide assistance and support. The City requests a 24-month contract term extension to allow them to complete the work.

MSRC staff followed up to determine whether the Department's request was approved as part of the City's final FY 17-18 budget. The City indicated that only one of the two requested staff positions was approved; however, the City states that this will be enough to allow them to complete the project if the extension is granted.

Recommendation: The MSRC-TAC reviewed the request and recommends approval.



CITY OF EL MONTE

Elaine Jeng, P.E.
Director of Public Works and Utilities

Gwynn Stevens
Transportation Operations Manager

PUBLIC WORKS DEPARTMENT

May 25, 2017

Ms. Cynthia Ravenstein
South Coast Air Quality Management District / MSRC
21865 Copley Drive
Diamond Bar, CA 91765

SUBJECT: Request for Contract Extension – Contract #ML16046

Dear Ms. Ravenstein:

Per our previous conversation this afternoon, the City of El Monte would like to request a contract extension. The City of El Monte’s capital improvement projects are such that existing staff levels cannot provide adequate support required to procure design and construction contracts, per the City’s procurement process, nor ensure project oversight within the timeframe currently provided under Contract #ML16046.

Per the contract’s “Project Schedule,” this project is scheduled to be completed and the final report submitted to SCAQMD / MSRC by April 25, 2018. We would like to request the following modifications to the existing contract’s “Project Schedule” to allow for an additional 24 months:

TASK	Current Project Schedule	PROPOSED PROJECT SCHEDULE (+24 months)
Finalize civil and electrical design/construction documents	Month 11	Month 35
Submit Public Outreach Plan	Month 13	Month 37
Select construction contractor	Month 16	Month 40
Complete EV station installations and enter into service	Month 23	Month 47
Implement Public Outreach Plan	Month 25	Month 49
Quarterly Reports	Months 4, 7, 10, 13, 16, 19 and 22	Months 6, 9, 12, 15, 18, 21, 24, 27, 30, 33, 36, 39, 42, 45 and 48
Final Report	Month 26	Month 50

For fiscal year 17-18, the City of El Monte’s Public Works Department has proposed adding two Engineering Division staff members to the budget to provide assistance and support for El Monte’s Capital Improvement Program, ensuring completion of this project within proposed “50 months.”

Letter to Ms. Ravenstein
SCAQMD
May 25, 2017
Page 2


The City of El Monte would like to thank you in advance for your consideration of the proposed 24-month contract extension.

Contract #ML16046 is attached for reference.

Please feel free to contact me at (626) 580-2217 if you have any questions or concerns.

Sincerely,

CITY OF EL MONTE

A handwritten signature in black ink, appearing to read "Gwynn Stevens", written over a horizontal line.

Gwynn Stevens, Transportation Operations Manager

c: Elaine Jeng, Director of Public Works and Utilities

Attachment

AGENDA ITEM #7

Contract Modification Request by
City of El Monte



MSRC Agenda Item No. 7

DATE: August 17, 2017

FROM: Cynthia Ravenstein

SUBJECT: 24-Month No-Cost Term Extension by City of El Monte, Contract #ML16083

SYNOPSIS: The City requests a 24-month contract term extension as part of the FYs 2014-16 Local Government Match Program because existing staff levels cannot provide adequate support to complete the work, but an additional staff member has been approved for FY 17-18.

FINANCIAL IMPACT: None

RECOMMENDATIONS: The MSRC-TAC reviewed the request and recommends approval.

ATTACHMENTS: Contractor's letter requesting modification

DISCUSSION:

Contractor: City of El Monte

Project Title: Install EV Charging Infrastructure

MSRC Funding: \$57,210

Project Term: April 1, 2016 to April 30, 2021

Current Request: Two-year term extension

Previous Requests: None

Project Description: The MSRC awarded the City \$57,210 to install three publicly accessible EV charging stations, capable of charging a total of five vehicles; tentative locations are City Hall and the Metrolink Station. No work has been completed and nothing has been paid to date on this contract.

Contract Request: The City indicates that their capital improvement projects are such that existing staffing levels cannot provide adequate support required to procure design and construction contracts, nor ensure proper project oversight. However, for FY 17-18 the Public Works Department proposed the additional of two staff members to provide assistance and

support. The City requests a 24-month contract term extension to allow them to complete the work.

MSRC staff followed up to determine whether the Department's request was approved as part of the City's final FY 17-18 budget. The City indicated that only one of the two requested staff positions was approved; however, the City states that this will be enough to allow them to complete the project if the extension is granted.

Recommendations: The MSRC-TAC reviewed the request and recommends approval.



CITY OF EL MONTE

Elaine Jeng, P.E.
Director of Public Works and Utilities

Gwynn Stevens
Transportation Operations Manager

PUBLIC WORKS DEPARTMENT

May 25, 2017

Ms. Cynthia Ravenstein
South Coast Air Quality Management District / MSRC
21865 Copley Drive
Diamond Bar, CA 91765

SUBJECT: Request for Contract Extension – Contract #ML16083

Dear Ms. Ravenstein:

Per our previous conversation this afternoon, the City of El Monte would like to request a contract extension. The City of El Monte's capital improvement projects are such that existing staff levels cannot provide adequate support required to procure design and construction contracts, per the City's procurement process, nor ensure project oversight within the timeframe currently provided under Contract #ML16083.

Per the contract's "Project Schedule," this project is scheduled to be completed and the final report submitted to SCAQMD / MSRC by April 25, 2018. We would like to request the following modifications to the existing contract's "Project Schedule" to allow for an additional 24 months:

TASK	Current Project Schedule	PROPOSED PROJECT SCHEDULE (+24 months)
Finalize civil and electrical design/construction documents	Month 12	Month 36
Submit Public Outreach Plan	Month 13	Month 37
Select construction contractor	Month 17	Month 41
Complete EV station installations and enter into service	Month 22	Month 46
Implement Public Outreach Plan	Month 24	Month 48
Quarterly Reports	Months 4, 7, 10, 13, 16 and 19	Months 6, 9, 12, 15, 18, 21, 24, 27, 30, 33, 36, 39, 42, 45 and 48
Final Report	Month 25	Month 49

For fiscal year 17-18, the City of El Monte's Public Works Department has proposed adding two Engineering Division staff members to the budget to provide assistance and support for El Monte's Capital Improvement Program, ensuring completion of this project within proposed "49 months."

Letter to Ms. Ravenstein
SCAQMD
May 25, 2017
Page 2

The City of El Monte would like to thank you in advance for your consideration of the proposed 24-month contract extension.

Contract #ML16083 is attached for reference.

Please feel free to contact me at (626) 580-2217 if you have any questions or concerns.

Sincerely,

CITY OF EL MONTE

A handwritten signature in black ink, appearing to read "G. Stevens", written in a cursive style.

Gwynn Stevens, Transportation Operations Manager

c: Elaine Jeng, Director of Public Works and Utilities

Attachment

AGENDA ITEM #8

Contract Modification Request by
Omnitrans



MSRC Agenda Item No. 8

DATE: August 17, 2017

FROM: Cynthia Ravenstein, MSRC Contracts Administrator

SUBJECT: Modified Statement of Work by Omnitrans, Contract #MS16120

SYNOPSIS: Omnitrans requests to modify the contract to repower 63 vehicles, rather than purchase 39 and repower 24, as this would be more cost effective and efficient for Omnitrans, as part of the FYs 2014-16 "Near-Zero" Natural Gas Engine Incentive Program.

FINANCIAL IMPACT: None

RECOMMENDATIONS: The MSRC-TAC reviewed the request and recommends approval.

ATTACHMENTS: Contractor's letter requesting modification

DISCUSSION:

Contractor: Omnitrans

Project Title: Purchase 39 and Repower 24 Near-Zero CNG Vehicles

MSRC Funding: \$945,000

Project Term: April 7, 2017 to April 6, 2025

Current Request: Modified scope

Previous Requests: None

Project Description: Omnitrans was awarded \$945,000 under the MSRC's FYs 2014-16 "Near-Zero" Natural Gas Engine Incentive Program. In accordance with the application, the contract effectuating the award calls for Omnitrans to purchase 39 buses equipped with engines certified to the 0.02 g/bhp-hr optional NOx standard, and to repower 24 existing buses with such engines. No work has been completed and nothing has been paid to date on this contract.

Contract Request: Omnitrans has determined that it would be more cost-effective and efficient for them to repower 63 buses, rather than to purchase 39 and repower 24. Omnitrans requests to modify the contract to 63 repowers.

For transit buses, the MSRC's "Near-Zero" Natural Gas Engine Incentive Program provides \$15,000 per engine regardless of whether the new engine is equipped in a new bus, or is installed in an existing bus. There would be no change in the emissions reductions associated with the project, or its air quality cost-effectiveness, if the MSRC approves the request.

Recommendations: The MSRC-TAC reviewed the request and recommends approval.



1700 W. Fifth St.
San Bernardino, CA 92411
909-379-7100
www.omnitrans.org

June 9, 2017

Attention: MSRC Clean Transportation Funding
Mobile Source Air Pollution Reduction Review Committee
21865 Copley Drive
Diamond Bar, California 91765

Dear MSRC,

Omnitrans is in receipt of fully executed contract No. MS16120 for Near Zero Engines and would like to sincerely thank MSRC's Clean Transportation Funding for its contribution to the replacement and repowering of our engines. Your investment into our procurement of Cummins Westport 8.9 liter engines is greatly appreciated as it will help Omnitrans continue on its journey to emission reduction.

The purpose of this letter is to request a slight modification to the contract regarding how the distribution of repowers to new vehicle purchase engines is outlined. After our project kick off meeting here at Omnitrans, it has been determined that it will be most cost effective and efficient to allot the entire funding amount of \$945,000 to the purchase of all repower engines. As the contract currently states, 39 new transit bus engines and 24 repower engines for buses currently in operation are to be funded at no more than \$15,000 per engine. We would like your consideration an approval to use 100% of the funding for 63 repower engines only.

Your time and consideration of this modification is greatly appreciated. If you have any questions regarding the contents of this letter, please contact our Senior Financial Analyst for Grants at (909) 379-7340 or Jaimie.lewis@omnitrans.org

Sincerely,

Scott Graham

CEO/General Manager

P: (909) 379-7112; F: (909) 379-7148

scott.graham@omnitrans.org

AGENDA ITEM #9

Contract Modification Request by
City of Redlands



MSRC Agenda Item No. 9

DATE: August 17, 2017

FROM: Cynthia Ravenstein, MSRC Contracts Administrator

SUBJECT: Modified Statement of Work by City of Redlands, Contract #ML14056

SYNOPSIS: The City has revised its cost estimate downwards for the original specified scope of five streets. The City requests to utilize the savings to install approximately 4,000 feet of bicycle lanes on an additional street, as well as adding green conflict zone paint to three of the five streets in the original scope, with no change to the overall contract value, as part of the FYs 2012-14 Local Government Match Program.

FINANCIAL IMPACT: None if the MSRC approves the City’s request. If the MSRC declines the City’s request, approximately \$32,000 would revert to the AB 2766 Discretionary Fund.

RECOMMENDATIONS: The MSRC-TAC reviewed the request and recommends approval.

ATTACHMENTS: Contractor’s letter requesting modification

DISCUSSION:

Contractor: City of Redlands

Project Title: Install Bicycle Lanes on Five Streets

MSRC Funding: \$125,000

Project Term: September 5, 2014 to May 4, 2018

Current Request: Expanded scope

Previous Requests: One-year term extension; one-year term extension


Project Description: The City was awarded \$125,000 under the MSRC’s FYs 2012-14 Local Government Match Program to install Class II bicycle lane improvements on portions of five streets. The City has procured a contract for the work; nothing has been paid to date on this contract.

Previous Requests: The City requested additional time in order to complete the project in concert with their larger resurfacing project, and the MSRC approved the request. Funding issues further delayed the resurfacing, and the MSRC approved an additional extension at their August 2016 meeting.

Contract Request: The City indicates that they have been able to procure a contract to complete the original scope for \$185,371—significantly less than the \$250,000 originally estimated. The City requests to utilize the cost savings to expand the scope of the project. Specifically, the City would like to add Class II bicycle lane improvements to approximately 4,000 feet of Terracina Boulevard. Additionally, the City would like to add green conflict zone paint to the Dearborn Street, Olive Avenue, and Barton Road segments of the original scope.

The City estimates the revised project cost at \$250,000. Thus, there would be no change to the MSRC contract value if the MSRC approves the City's request. If the MSRC does not approve the request, approximately \$32,000 would ultimately revert to the AB 2766 Discretionary Fund.

Recommendations: The MSRC-TAC reviewed the request and recommends approval.



City of
REDLANDS

Incorporated 1888
Municipal Utilities & Engineering Department
35 Cajon Street, Suite 15A
Redlands, CA 92373
909-798-7698

CHRIS DIGGS
Director

MICHAEL POOL
Assistant City Engineer

July 20, 2017

Cynthia Ravenstein
Contracts Administrator
MSRC
21865 Copley Drive
Diamond Bar, CA 91765

Re: MSRC Contract No. ML 14056

Dear Ms. Ravenstein:

The City of Redlands requests additional scope to the above referenced project. This will not affect the final report deadline of 5/4/2018.

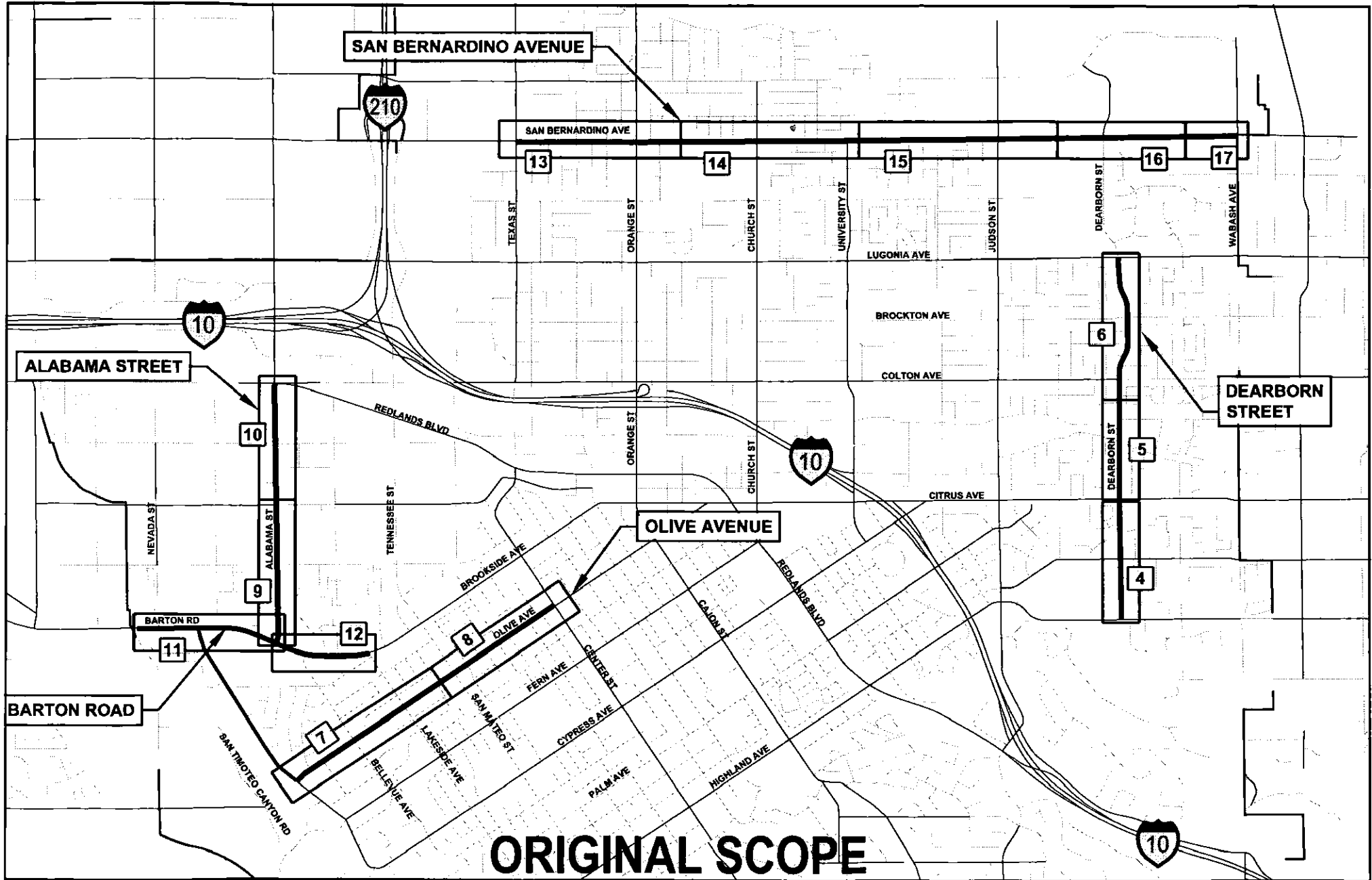
In an effort to maximize grant funding, the City would like to add a class II bike lane to Terracina Boulevard from Olive Avenue to Barton Road. This stretch is approximately 4,000 feet, resulting in an additional 1.5 miles of class II bike lanes. Additionally, the City would like to add green conflict zone paint to three of the five streets in the original scope of the project; Dearborn Street, Olive Avenue and Barton Road.

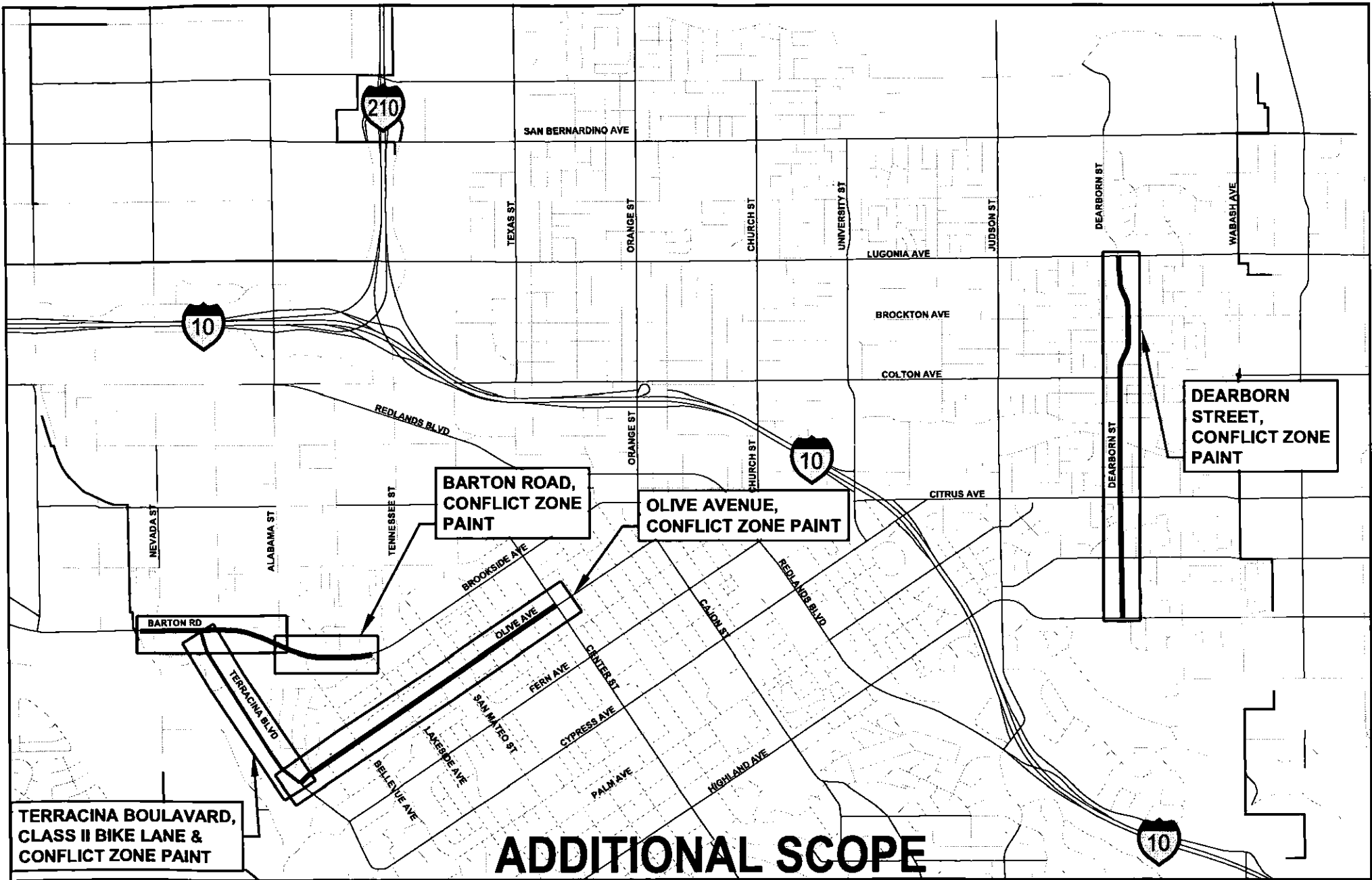
The City procured a contract for \$185,370.65, with the above scope changes this will allow the City to use the entire grant amount of \$125,000 with \$125,000 matching.

If you have any questions regarding this request, please do not hesitate to contact me at (909) 798-7584 Ext. 6. Your assistance with this request is greatly appreciated.

Sincerely,

Risa Jones
Assistant Engineer
Municipal Utilities and Engineering





AGENDA ITEM #10

Consider Project Elements Under the “Go Human” Program by
Southern California Association of Governments



MSRC Agenda Item No. 10

DATE: August 17, 2017

FROM: Kelly Lynn, TCM Subcommittee Chair

SUBJECT: Consider Selection of Specific Project Elements by Southern California Association of Governments (SCAG) under Contract #MS18002

SYNOPSIS: As an element of the FYs 2016-18 Work Program, the MSRC allocated \$2.5 million to partner with SCAG on their broad-based regional active transportation outreach, education and demonstration program dubbed "Go Human". The MSRC's allocation was based upon SCAG's commitment to provide matching funds of at least an equivalent amount. Additionally, 80% of the MSRC's contribution was to be split equally amongst projects in the Los Angeles, Orange, Riverside, and San Bernardino Counties, with the remainder of the MSRC's funding awarded competitively. Contract #MS18002 was executed to effectuate the award, and requires selection of specific project elements as the first task. SCAG has submitted their proposed project list and requests approval.

RECOMMENDATION: The MSRC-TAC has considered the proposed project list and recommends approval.

FISCAL IMPACT: None

ATTACHMENTS: Proposed "Go Human" project list

**Southern California Association of Governments
Proposed Implementation Program**

County	City	Project	Description	Fund Source	Funding Amount
LA	Walnut Park	Walnut Park Demonstration Project	The County of Los Angeles will host a demonstration project in the unincorporated community of Walnut Park. This project will test out active transportation roadway design elements such as bulb-outs, enhanced crosswalks, wider sidewalks/bikeway, and lane conversions on Pacific Blvd between Florence Avenue and Cudahy Street. The final deliverables include a written summary report of the event, and a guide for organizing and conducting future demonstration projects.	MSRC	\$ 190,000
LA	Culver City	Culver City Go Human	The City of Culver City is planning to host a demonstration event that complements community outreach efforts for the City's Bicycle and Pedestrian Plan and is the catalyst for improvements along a high priority corridor. The selected corridor will host a temporary demonstration project that will provide real time examples of possible improvements. The event will provide an opportunity for the City to collect feedback for permanent project development.	MSRC	\$ 80,000
LA	La Canada Flintridge	La Canada Flintridge Go Human	The City of La Canada Flintridge will implement an active transportation demonstration project to increase walking and biking in the city. The event will be the first active transportation related event in the City and will provide a strong foundation to implement initiatives to increase biking and walking. The event will include an open streets event and a temporary demonstration cycle track to inform residents and community leaders on best design practices.	MSRC	\$ 75,000
LA	El Segundo	El Segundo Go Human	The City of El Segundo is interested in hosting an event to encourage walking and biking in the downtown business district and Smoky Hollow areas, explore opportunities to improve lighting, landscaping and streetscaping in the downtown to create a more pedestrian and bike-friendly environment, and promote fitness and a healthy lifestyle in the community.	MSRC	\$ 80,000
LA	Baldwin Park	Baldwin Park Go Human Bike---Friendly Business Program	The Baldwin Park Go Human Bike---Friendly Business Program is designed to highlight the bicycle as not just a recreational activity but a sustainable development tool. The project will use the Go Human campaign and materials as a starting point to develop a localized, comprehensive Bicycle---Friendly Business District program in Baldwin Park that supports local retail, commercial and public institutions via educational outreach, encouragement programming, and materials development that can be utilized by other SGVCOG cities, and potentially by other SCAG member cities and counties.	MSRC	\$ 168,500
LA	West Covina	West Covina	The City of West Covina will implement an event to promote the city's goals of accommodating multi-modal mobility, accessibility and safety needs while improving access and circulation for all users of city streets. The city hopes to use the event to help in implementing a complete streets policy and to build support for the development of a Comprehensive Bicycle Master Plan and for completing the Glendora Avenue Revitalization Project.	MSRC	\$ 75,000
LA	Rancho Palos Verdes	Rancho Palos Verdes Go Human	The City of Rancho Palos Verdes is proposing to host an open streets demonstration project that will serve the purpose of encouraging the use of active transportation by showcasing potential facility improvements. The event would close public streets to vehicular traffic and invite people to experience the street on foot and by bike, allowing them to experience what potential infrastructure changes could look and feel like and provide feedback to city staff.	MSRC	\$ 75,000
LA	San Gabriel Valley	Arrow Highway	The Arrow Highway Complete Street Demonstration Project is a regional partnership with San Dimas, La Verne, Pomona, Glendora and the San Gabriel Valley COG and affiliated cities. Temporary, multi-day installations of Protected Bikeways and pedestrian safety improvements will educate and engage community members, showing how a proposed Complete Street may look, and allow feedback to shape the future project and create a concept for possible installation.	MSRC	\$ 256,500
LA	Long Beach DHHS	Long Beach Safe Routes to School Program	The Health Department will implement a Safe Routes to School (SRTS) Program that will target elementary schools where at least 80% of the population is eligible for free or reduce price meals. The goal is to decrease collisions and increase walking and biking to school by: -Implementing SRTS activities at up to 25 elementary schools -Training staff to facilitate bike and ped safety workshops at schools -Utilizing advertising & education strategies to encourage safe driving near schools	SCAG	\$ 250,000
LA	El Monte	Greater El Monte Go Human Bike-Friendly Business Program	The proposed project will use Go Human campaign and materials as a starting point to develop a localized, comprehensive Bicycle-Friendly Business program in the cities of El Monte and South El Monte. The project will support local retail, commercial and public institutions via educational outreach, interactive encouragement programming, and program materials that can be utilized by other SGVCOG cities, and potentially by other SCAG member cities.	SCAG-ATP	\$ 196,552

**Southern California Association of Governments
Proposed Implementation Program**

LA	South El Monte	South El Monte Open Streets	The South El Monte Open Street event will encourage active transportation modes of bicycling and walking as means of transportation. Street closures will transform city streets into temporary non-motorized urban greenways, connecting South El Monte residents to local schools and community destinations. The open streets program is meant to highlight and complement ongoing/existing efforts to realize a more bike/pedestrian-friendly South El Monte and provide options for residents to walk and bike more to alleviate reliance on car use.	SCAG-ATP	\$ 200,000
OC	Orange County	Hazard Ave Demonstration Project	The Orange County Hazard Avenue event will demonstrate class IV bicycle facilities on Hazard Avenue. The event will allow the County to test the design and collect stakeholder input that will provide direction in final design. The event will also provide opportunities for the County and partnering cities to broadcast safety and encouragement messaging.	MSRC	\$ 200,000
OC	Costa Mesa	Merrimac Way Cycle Trac and Fairview Park Community Event	Project will host a cycle demonstration project on Merrimac Way for one month in order to gather feedback from residents and stakeholders. Fairview Park community event will provide information on how to travel to the park by using active transportation as well as provide information and encouragement for active transportation and Park active transportation amenities.	MSRC	\$ 160,000
	Buena Park	Beach Boulevard Open Streets	The event will implement an open streets event on Beach Boulevard in order to introduce place making concepts and strategies on to the corridor. The event could possibly include multiple jurisdictions that connects a several business district to each other as well as providing a direct connection to the beach. The project will commence a mult community initiative to host open streets on a frequent basis as well as test innovative approaches to infrastructure design.	MSRC	\$ 140,000
OC	Santa Ana	City of Santa Ana - Pedestrian and Bicyclist Education Campaign	The project will increase the share of active transportation and remedy the share of potential safety hazards that contribute to bicycle and pedestrian fatalities. This will be done through advertisements, distribution of collateral materials, bicycle safety courses, saturation patrols, bicycle rodeos, safety fairs, and development of school curriculum. An event will be hosted to demonstrate planned improvements for residents and stakeholders to provide feedback and to learn about the project benefits.	SCAG-ATP	\$ 500,000
RIV	Wildomar	City of Wildomar Active Transportation Plan	The City of Wildomar will implement a one day open streets event that will include a temporary demonstration of a priority corridor identified through the concurrent Active Transportation Plan development process. The event will provide a robust and unique public engagement opportunity for the parallel Active Transportation Plan process development.	MSRC	\$ 100,000
RIV	Lake Elsinore	Go Human	The City of Lake Elsinore is proposing to host an open streets demonstration project that will serve the purpose of encouraging the use of active transportation, promoting pedestrian and bicycle safety and showcasing potential facility improvements. The event would close public streets to vehicular traffic and invite people to experience the street on foot and by bike, allowing them to experience what potential infrastructure changes could look and feel like and provide feedback to city staff.	MSRC	\$ 150,000
RIV	Hemet	Go Human	The City of Hemet would like to host an event to demonstrate and receive feedback from the public on planned changes to streets and improvements to facilities to promote increased walkability and bikeability. The event will include at least one temporary demonstration event that will initiate community discussion on general active transportation encouragement efforts as well as promote possible infrastructure the city will consider in future improvements.	MSRC	\$ 150,000
RIV	La Quinta	Go Human	The City of La Quinta will implement an event in the La Quinta Village to provide education and public engagement opportunities about the benefits of complete streets, highlight ATP funded improvements in La Quinta Village, and provide a showcase of resident generated ideas for physical improvements in the area to address land use, mobility and health. The City hopes this event would help in creating a template for future public engagement efforts around land use and mobility planning.	MSRC	\$ 100,000
RIV	San Jacinto	Envision San Jacinto	Envision San Jacinto' Open Streets project is an opportunity to promote and educate residents about the benefits of safe, active transportation and demonstrate how proposed transportation improvements can make walking and biking a fun and viable form of transportation. Street closures along San Jacinto Ave. between Main and 7th Ave. will introduce Temporary Pop-Up roundabouts, mini-circles, and crosswalk pavement art, allowing participants to experience proposed transportation improvements.	SCAG	\$ 147,600

**Southern California Association of Governments
Proposed Implementation Program**

SBD	SBCTA	San Bernardino County Safe Routes to Schools Program	The project will implement active transportation events supporting the County's Safe Routes to School Program. The Program and events will implmenet education, encouragement, enforcement and evaluation at 25 schools. The project will host a implement multiple walking and bicycling events to educate students regarding safety and to increase the number of students walking and biking to school.	MSRC	\$ 250,000
SBD	SBCTA	San Bernardino County Safe Routes to Schools Program	The project will implement active transportation events supporting the County's Safe Routes to School Program. The Program and events will implmenet education, encouragement, enforcement and evaluation at 25 schools. The project will host a implement multiple walking and bicycling events to educate students regarding safety and to increase the number of students walking and biking to school. (This is the matching component of the project listed above.)	SCAG-ATP	\$ 637,000
SBD	Redlands	Go Human	The City of Redlands will an event with the goals of engaging the public in building effective ATP and other grant applications, promoting walking and biking as equal transportation options and providing public safety education for the community. The open streets event will provide feedback opportunities for biking and walking plan initiatives.	MSRC	\$ 125,000
SBD	Ontario	Go Human	The City of Ontario wishes to capitalize on completion of the G Street Crosstown Bike Route by conducting an open streets event in conjunction to encourage active transortation use and teach bike and pedestrian safety. These projects would also help in building community interest in biking, especially among children commuters and local residents, creating a framework for how to get public input on active transportation for future outreach efforts and connecting potential cyclists to local advocacy groups to provide support for active transportation.	MSRC	\$ 125,000
All	All	Go Human Advertising Campaign	This project will continue the successful a multimedia Go Human marketing campaign across Southern California. The campaign will adress real and percieved safety issues and encourage additional trips by walking and bicycling to reduce vehicle miles traveled. Two rounds of media will be conducted over the spring and fall of 2018 targeting drivers, bicyclists and pedestrians.	SCAG-OTS	\$ 500,000
All	All	Go Human Project Manager	The Go Human Project manager will provide project oversight and management of program staff and consultants. Duties include day to day oversight of consultant tasks outlined in each consultant contract that pertain to advisory committee facilitation, public outreach, event planning, temporary installation design, programming coordination and day of logistics. The Project Manager will also oversee communications and marketing tasks implemented primarily by SCAG staff with supplemental assistance by consultants on a project by project basis.	SCAG	\$ 70,035

TOTAL PROGRAM VALUE	\$ 5,001,187
----------------------------	---------------------

MSRC funded

County	City	Project*	Fund Source	Funding Amount	County Totals
LA	Walnut Park	Walnut Park Demonstration Project	MSRC	\$ 190,000	
LA	Culver City	Culver City Go Human	MSRC	\$ 80,000	
LA	La Canada Flintridge	La Canada Flintridge Go Human	MSRC	\$ 75,000	
LA	El Segundo	El Segundo Go Human	MSRC	\$ 80,000	
LA	Baldwin Park	Baldwin Park Go Human Bike---Friendly Business Program	MSRC	\$ 168,500	
LA	West Covina	West Covina	MSRC	\$ 75,000	
LA	Rancho Palos Verdes	Rancho Palos Verdes Go Human	MSRC	\$ 75,000	
LA	San Gabriel Valley	Arrow Highway	MSRC	\$ 256,500	\$ 1,000,000
OC	Orange County	Hazard Ave Demonstration Project	MSRC	\$ 200,000	
OC	Costa Mesa	Merrimac Way Cycle Trac and Fairview Park Community Event	MSRC	\$ 160,000	
OC	Buena Park	Beach Boulevard Open Streets	MSRC	\$ 140,000	\$ 500,000
RIV	Wildomar	City of Wildomar Active Transportation Plan	MSRC	\$ 100,000	
RIV	Lake Elsinore	Go Human	MSRC	\$ 150,000	
RIV	Hemet	Go Human	MSRC	\$ 150,000	
RIV	La Quinta	Go Human	MSRC	\$ 100,000	\$ 500,000
SBD	SBCTA	San Bernardino County Safe Routes to Schools Program	MSRC	\$ 250,000	
SBD	Redlands	Go Human	MSRC	\$ 125,000	
SBD	Ontario	Go Human	MSRC	\$ 125,000	\$ 500,000

\$ 2,500,000

*The Nature of costs for all of the projects below will include:

- Advertising/Marketing,
 - Public outreach,
 - Installation materials,
 - Working group coordination, and
 - Day of event labor
-

AGENDA ITEM #11

Consider Application Received Under the
Natural Gas Infrastructure Program



MSRC Agenda Item No. 11

DATE: August 17, 2017

FROM: John Kato, Chair, Infrastructure Subcommittee

SUBJECT: Consider Funding for Application Received under the Natural Gas Infrastructure Program

SYNOPSIS: As an element of their FYs 2016-18 Work Program, the MSRC allocated \$4.0 million of **Clean Transportation Funding™** for the implementation of new and expanded CNG and LNG refueling stations, modification of maintenance facilities to accommodate gaseous-fueled vehicles, and technician training. A Program Announcement, #PA2017-07, was developed and released on June 2, 2017, with a final submission deadline of June 29, 2018. Projects are to be considered throughout the application submission period on a first-come, first-served basis.

One application has been received to date, requesting \$82,500. The MSRC-TAC Infrastructure Subcommittee reviewed the application and recommended approval.

RECOMMENDATION: The MSRC-TAC considered, and recommends approval of, the application from Penske Truck Leasing Company requesting \$82,500 in **Clean Transportation Funding™**.

FISCAL IMPACT **Clean Transportation Funding™** for the Alternative Fuel Infrastructure Program awards is an element of the MSRC's FYs 2016-18 Work Program. If the MSRC approves the recommended award, \$3,917,500 will remain available to meet geographical funding minimums.

BACKGROUND: As an element of their FYs 2016-18 Work Program, the MSRC allocated \$4.0 million of **Clean Transportation Funding™** for the implementation of new and expanded CNG and LNG refueling stations, modifications to maintenance facilities, and technician training. A Program Announcement, #PA2017-07, was developed and released on June 2, 2017. The Program Announcement set a final submission deadline of June 29, 2018. Projects are to be considered throughout the application submission period on a first-come, first-served basis.

The Program Announcement includes the following Requirements and Conditions:

- **Allowable Project Categories** – For the purpose of this solicitation, allowable alternative fuels include CNG, LNG, and liquefied/compressed natural gas (L/CNG). Funding is available for the following Alternative Fuel Infrastructure project categories:
 - New construction alternative fuel refueling stations
 - Alternative fuel refueling station upgrade and expansion projects. For the purpose of this solicitation, all upgrade and expansion projects must result in an increase fuel throughput and increased station utilization.
 - Modification of existing facilities used for vehicle maintenance and repair
 - Training of technicians in the maintenance of natural gas-fueled vehicles and infrastructure

- **Incentive Levels** – In no case could an MSRC funding award exceed 50% of the combined cost of the station/upgrade capital equipment, site construction, signage, and reasonable project management costs. The incentive levels available also vary as a function of the type of infrastructure proposed and type of entity requesting funding assistance. The following maximums apply:

Entity	Fuels	Limited Access	Public Access	Facility Mods	Technician Training	Renewable Natural Gas
Private	Single Fuel	\$100,000	\$150,000	\$75,000	\$15,000	\$100,000
	Multi-Fuel	\$150,000	\$200,000			
Public	Single Fuel	\$175,000	\$225,000			\$100,000
	Multi-Fuel	\$225,000	\$275,000			

- **Other Funding Provisions** – To ensure broad-based participation, the MSRC has established the following parameters:
 - A geographical funding minimum amount has been set at \$500,000 for each county within the SCAQMD. This guarantees a minimum level of funding for each county to implement alternative fuel infrastructure projects.
 - The maximum total funding award to any public or private entity under this solicitation shall not exceed 20% of the total Available Funding. This maximum funding restriction can be waived by the MSRC in the event the MSRC does not receive meritorious applications from other applicants that meet or exceed 80% of the total available funds, or if the MSRC allocates additional funds to the program.

ASSESSMENT OF APPLICATIONS RECEIVED:

One application has been received to date. The MSRC-TAC Infrastructure Subcommittee reviewed the application. As specified in the Program Announcement, the following ranking methodology was used:

1. Determine compliance with all mandatory requirements - The application was first evaluated for compliance with minimum requirements. The proposed project was found to meet all the requirements set forth in the Program Announcement.
2. Meet geographical funding minimums – As noted above, the Program Announcement established a funding minimum of \$500,000 per county. While the County geographic minimums have not yet been met, because the Program is not yet fully subscribed, \$1,917,500 can be reserved for this purpose without any need to delay consideration of other awards.
3. Ensure all eligible “first day” applications receive funding – The current application was received on the first day.

RECOMMENDATIONS: The MSRC-TAC considered the recommendations of the Subcommittee and recommends funding of one application as shown in Table 1.

Table 1: Alternative Fuel Infrastructure Funding Recommendations

<i>Prop. No.</i>	<i>Proposer</i>	<i>MSRC Request</i>	<i>Cumulative</i>	<i>Project County</i>	<i>Notes</i>
1	Penske Truck Leasing Company	\$82,500	\$82,500	Orange	Maintenance facility modifications & technician training

NEXT STEPS: Following review and approval by the MSRC, the funding award will be forwarded to the SCAQMD Board for consideration at their September 2017 meeting.

AGENDA ITEM #12

Consider Application Received Under the
Major Event Center Transportation Program



MSRC Agenda Item No. 12

DATE: August 17, 2017

FROM: Kelly Lynn, MSRC-TAC TCM Subcommittee Chair

SUBJECT: Consider Funding for Application Received under the Major Event Center Transportation Program

SYNOPSIS: In response to MSRC Program Announcement PA2017-05, Major Event Center Transportation Programs, one additional application has been received. Foothill Transit is requesting \$100,000 for implementing additional service to the LA County Fair. Foothill Transit seeks MSRC funding for the 2017 and 2018 Fair seasons. The LA County Fair Service will implement weekend and Labor Day transit service on Line 196, which connects the Azusa Downtown Gold Line station with the Pomona Fairplex, with two intermediate stops. Additionally, the weekend schedule for Line 197 will be extended to align with the Fair's operating hours.

RECOMMENDATION: The MSRC-TAC reviewed and evaluated the application and recommends award of up to \$100,000 in funding for Foothill Transit's proposed 2017 and 2018 LA County Fair Service, with funding for 2018 contingent upon an assessment of the first year's performance and requiring the collection of sufficient data to help determine the effectiveness of the project.

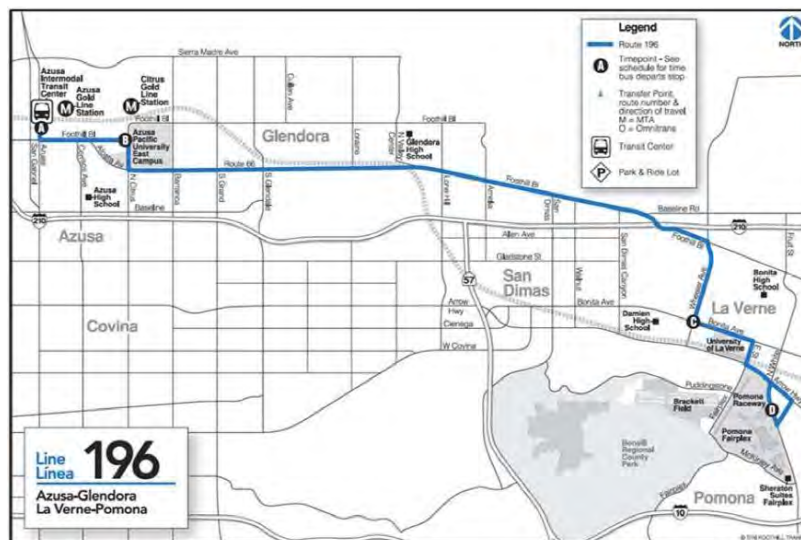
FISCAL IMPACT: **Clean Transportation Funding™** to co-fund the recommended award would be allocated from the FYs 2016-18 MSRC Discretionary Fund. The MSRC allocated \$5,000,000 for the FYs 16-18 Major Event Center Transportation Program; a total of \$1,337,494 has been awarded to date.

Project Overview: The Los Angeles County Fairgrounds, collectively known as Fairplex, is a 487 acre event complex which includes the 247 room Sheraton Fairplex, 50,000 square foot Conference & Meeting Center, over 350,000 square feet of clear-span exhibit hall space, a 10,000 seat main grandstand, a 25,000 seat Drag Strip complex, 1.6 mile road course, 1,600 stall equine complex, 5 acre urban farm, 12,000 square foot sports bar, and finally over 30,000 space parking lot. The capstone event occurs in September with the celebration of the annual Los Angeles County Fair, which attracts nearly 1.5 million patrons over the 24 day event.

Annually the complex accounts for over 600,000 vehicle trip counts. Due to the unique location of Fairplex, and the ease of vehicular access to the major arterials of the 10, 57, 210 and 71 freeways, the complex has historically been a private passenger vehicle destination with little public transit, alternative transit or pedestrian accommodation. During major events such as the annual Fair, NHRA Drag Races, Concerts and multi-event days, daily traffic volumes can increase to peak 25,000 vehicles. The complex has conducted extensive traffic engineering studies along with public transit analysis.

Foothill Transit will operate Line 196 specifically designed for visitors of the LA County Fair during the month of September. The route originates from the Downtown Azusa Gold Line Station and travels directly to the Fairplex. The route operates all day Saturday, Sunday, and Labor Day 1 hour before the fair opens, providing transit options for customers as well as employees who do not want to commute via their personal cars.

The following map illustrates the route associated with Line 196. The table that follows shows the Line 196 schedule, intermediate stops, and headways.



Line 196 Schedule (Weekends and Holidays Only)

Eastbound to LA County Fair

Leave Azusa	Citrus Ave. & Foothill Blvd.	Bonita Ave. & D St.	LA County Fair
9:00	9:05	9:25	10:00
10:00	10:05	10:25	11:00
11:00	11:05	11:25	12:00
12:00	12:05	12:25	1:00
12:40	12:45	1:05	1:40
1:20	1:25	1:45	2:20
2:00	2:05	2:25	3:00
2:40	2:45	3:05	3:40
3:20	3:25	3:45	4:20
4:00	4:05	4:25	5:00
4:40	4:45	5:05	5:40
5:20	5:25	5:45	6:20
6:00	6:05	6:25	7:00
6:40	6:45	7:05	7:40
7:20	7:25	7:45	8:20
8:00	8:05	8:25	9:00

Westbound to Azusa

Leave Pomona	Bonita Ave. & D St.	Citrus Ave. & Foothill Blvd.	Azusa Downtown Gold Line Station
1:00	1:35	1:55	2:00
2:00	2:35	2:55	3:00
3:00	3:35	3:55	4:00
3:40	4:15	4:35	4:40
4:20	4:55	5:15	5:20
5:00	5:35	5:55	6:00
5:40	6:15	6:35	6:40
6:20	6:55	7:15	7:20
7:00	7:35	7:55	8:00
7:40	8:15	8:35	8:40
8:20	8:55	9:15	9:20
9:00	9:35	9:55	10:00
9:40	10:15	10:35	10:40
10:40	11:15	11:35	11:40
Saturdays and Sunday & additional trips	(11:10) (11:40) (12:40)	(11:35) (12:15) (1:35)	(12:00) (12:40) (1:40)

Note: Line 196 will drop you off at the shuttle stop where a free LA County Fair Shuttle will take you to the fair. Line 196 only operates on weekends and holidays in September.

The schedules above show the estimated departure times at the Line 196 bus stops. Traffic, weather, and construction may affect arrival times.

LEGEND: LIGHT TYPE = AM BOLD TYPE = PM DROP OFF ONLY (PARENTHESES) = Schedule for fair hours through midnight.

Given the high demand for the LA County Fair service, the line will serve two additional stops along the route that will service some of the college campuses in the area. One stop is located near Azusa Pacific University and Citrus College and the other stop is located near the University of La Verne. Students at Citrus College and University of La Verne can utilize Foothill Transit's popular Class Pass program.

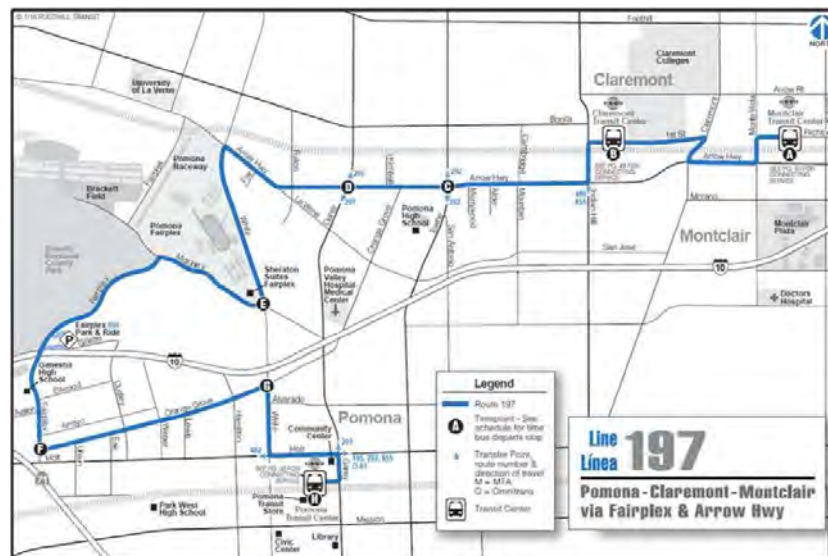
Once the bus arrives at Fairplex, passengers have easy access to enter the LA County Fair. The ease of this location allows for the bus to safely enter and exit, while avoiding the automobile traffic from other entrances. Furthermore, LA County Fair patrons will have an accessible, affordable transit option that is more convenient and competitive than the automobile option.

In addition to the LA County Fair specific route, Foothill Transit's Line 197 also serves the LA County Fair. Line 197 serves 10 stops surrounding the Fairplex Exposition Complex, along McKinley Avenue and White Avenue. The line starts at the Pomona Transit Center, travels along Fairplex Drive, and then terminates at the Montclair Transit Center. Annual ridership for the line is 189,000, averaging approximately 15,000 passengers a month. During the LA County Fair season in the month of September, ridership increases significantly, averaging 18,000 passengers a month.

The Silver Streak and Line 187, Foothill Transit's two top-ridership lines, have excellent transfer opportunities with Line 197. The Silver Streak travels from Montclair to downtown Los Angeles with stops at busy transit hubs in West Covina and El Monte. Line 187 travels from Pasadena to Montclair with stops in the cities of Arcadia, Monrovia, Duarte, Azusa, Glendora, San Dimas, La Verne, and Claremont.

Customers who opt to take Metrolink trains can easily transfer onto Line 197 directly from the Downtown Pomona Metrolink Station, which is located next to the Pomona Transit Center. Customers who take Metrolink and exit at the North Pomona Metrolink Station can easily transfer to Line 291, which is serviced using Foothill Transit's all-electric bus, the Ecoliner.

The following Figure illustrates the Foothill Transit Line 197 route:



Currently Line 197 operates at a 30-minute headway from 5:30AM to 8:00 PM during weekdays and a 60-minute headway from 6:00 AM to 7:00 PM during the weekends. The weekend schedule will be extended

to align with the Fair's operating hours, while the weekday schedule will not change. The added hours of service during the weekends will enable patrons to have a bus service that meets their needs when wanting to attend the event via public transit. Additionally, a safe location next to the Line 196 parking spot will provide customers on line 197 a convenient location away from traffic to enter the LA County Fair.

Co-funding Contribution to the Expanded Transit Service: Foothill Transit will contribute a total of \$112,390 to the project.

Funding Request: Foothill Transit requests \$100,000 in MSRC **Clean Transportation Funding™** for implementation of the LA County Fair expanded transit service for the 2017 and 2018 Fair seasons.

Marketing & Promotion: In partnership with Foothill Transit, Fairplex plans to promote ridership along with all other public transportation partners. Fairplex maintains a highly active website up-to-date information pertaining to LA County Fair. Fairplex requires all contracted business to advertise public transportation as a means of access by providing links to the various agency websites. Foothill Transit plans to promote public transportation via radio advertisements Foothill Transit will include Fairplex event and transit access information in all of the agency's customer information and communications collateral, which include on-board signage, rider newsletters, Transit Store signage, and various electric media outlets, such as Foothill Transit website and social media. The focus of the media will be on the discounted entrance fee for patrons if they travel to the LA County Fair via Foothill Transit. Patrons who ride a Foothill Transit bus into the fair will be eligible for an online single day admission discount of 60% off the regular admission price. By incentivizing patrons through a discounted entry, public transportation ridership is expected to grow year after year. Foothill Transit dedicates a webpage on the Foothill Transit website to the service and social media is a valuable resource to spread the word. In prior years the dedicated webpage garnered a little over 10,000 views in less than 30 days.

Geo-localized web banner smartphone app advertisements were also used to target potential customers and reached a total of 128,000 users. Two Facebook ads were developed and reached about 50,000 users, the ads were "liked" 300 times, "shared" 60 times, and had 30 comments.

Emission Reduction Benefits: A preliminary air quality assessment was conducted by staff to support TCM Subcommittee discussions. The previous LA Fair Event Center project funded by the MSRC most likely did not achieve a positive air quality benefit – this is due to the relatively low ridership for the first year of Fair service. Foothill Transit notes that the initial Fair service had insufficient notice and marketing, and represents that these outreach deficiencies have been remedied this season.

Using the metrics provided by Foothill Transit, the Fair service will need on the order of 2,722 patrons to utilize the service to break even on NOx emissions, assuming an average vehicle occupancy of 2.5 individuals per automobile.

Foothill Transit, in Attachment F of their application, projects a Fair transit service utilization rate of up to 2% of fair attendees, which equates to approximately 30,000 transit service patrons. The MSRC-TAC expressed concern that this ridership projection may not be attainable given the limited number of buses supporting Line 196.

However, it was also noted that other MSRC-funded county fair transit services, specifically the Orange County Fair, had lower ridership in their initial year of operation but subsequently increased ridership as

level of public awareness increased. A key element of the Orange County success was the joint marketing and promotion between OCTA and the Orange County Fairgrounds. The MSRC-TAC stressed the importance of Foothill Transit performing marketing and outreach in partnership with Fairplex.

Subcommittee Recommendation: The MSRC-TAC reviewed and evaluated the application and recommends award of up to \$100,000 in funding for Foothill Transit's proposed 2017 and 2018 LA County Fair Service.

However, because of uncertainties in the level of marketing and outreach performed in support of the 2017 Fair service, and the potential capacity limitations of the special transit service, funding for the 2018 Fair season is conditioned upon submittal and approval of a mid-project evaluation, documenting actual ridership values and providing a sufficient level of patron survey data to allow an independent evaluation of project air quality benefits to be quantified. This mid-project evaluation will be reviewed by the TCM Subcommittee and forwarded to the MSRC-TAC and MSRC for contract modification if warranted.

AGENDA ITEM #13

Consider Recommendation for
Technical Advisor Services to the MSRC



MSRC Agenda Item No. 13

- DATE:** August 17, 2017
- FROM:** Gretchen Hardison, MSRC-TAC Chair
- SUBJECT:** Consider MSRC-TAC Evaluation Panel’s Recommendation for Technical Advisor Services for the MSRC
- SYNOPSIS:** The MSRC approved the release of Request for Proposals (RFP) #P2017-15 for the solicitation of Technical Advisor Services for the MSRC, with a submission deadline of 2:00 p.m. on July 13, 2017. Two proposals were received and evaluated by an MSRC-TAC Evaluation Panel. The final scores and recommendation are below.
- RECOMMENDATION:** The MSRC-TAC recommends an initial award to Raymond J. Gorski in an amount not to exceed \$350,000 for the period October 1, 2017 through December 31, 2019, with an option clause (includes 3.8% COLA) for a two-year term extension.
- FISCAL IMPACT:** The Evaluation Panel recommends that the MSRC pay for these services for the initial 27-month contract term of October 1, 2017, through December 31, 2019, as follows:
- 75% of the contract amount, or \$262,500, to be divided proportionally between the FYs 2016-18 Work Program, the FY 2018-19 Work Program, and the FY 2019-20 Work Program (\$87,500 to FYs 2016-18 Work Program, \$116,667 to FY 2018-19 Work Program, and \$58,333 to FY 2019-20 Work Program); and
 - 25% of the contract amount, or \$87,500, divided proportionally between the FYs 2017-18, 2018-19, and 2019-20 Administrative Budgets (\$29,167 from the FY 2017-18 Budget, \$38,889 from the FY 2018-19 Budget, and \$19,444 from the FY 2019-20 Budget).
-

BACKGROUND: The MSRC retains an independent contractor to provide technical assistance in support of the AB 2766 Discretionary Fund Program. These tasks generally include preparing work program RFPs; evaluating proposed AB 2766 Discretionary Fund projects based on their viability, technical merits and cost effectiveness; monitoring contractors' technical performance; reviewing all final reports; keeping the MSRC and MSRC-TAC apprised of the latest technologies and scientific developments which may affect projects; and preparing the annual ARB-required report assessing the emissions benefits and cost effectiveness of AB 2766 Discretionary Fund projects. These services are funded through the AB 2766 Discretionary Fund.

Since the current Technical Advisor contract ends on September 30, 2017, the MSRC-TAC Administrative Subcommittee developed an RFP to re-bid for Technical Advisor services for a new two-year term, with an option for a two-year term extension. The MSRC approved release of RFP #P2017-15 for Technical Advisor Services for the MSRC at its May 2017 meeting, and the SCAQMD Board subsequently approved this recommendation on June 2, 2017.

OUTREACH: The RFP was released on June 2, 2017, and posted the same day on both the MSRC's and SCAQMD's websites. The MSRC website sends notifications of solicitation postings to those who have subscribed to this service. In accordance with SCAQMD's Procurement Policy and Procedure, a public notice advertising the RFP and inviting bids was published on two different days in the Los Angeles Times, the Orange County Register, the San Bernardino Sun, and Riverside County Press Enterprise newspapers. In addition, the RFP was advertised in the Desert Sun newspaper for expanded outreach in the Coachella Valley. Notice of the RFP was also e-mailed to the Black and Latino Legislative Caucuses and various minority chambers of commerce and business associations. Lastly, the RFP was brought to the attention of several websites that promote government RFPs, and a notice was mailed to a substantial number of clean transportation experts as well as several leading policymakers that have extensive relationships with technical experts.

PROPOSALS RECEIVED: Upon closing, two proposals were received in response to the RFP. An evaluation panel consisting of four MSRC-TAC members was formed; the proposals were individually scored and the evaluation panel met to discuss proposal merits and develop a final recommendation. A summary of the proposals and average scores are as follows (see attachment for details of individual scores by evaluator and by criteria):

Consultant Name	Average Score
Raymond J. Gorski	94.3
Jerald A. Cole	69.8

Below is a brief summary of the merits and/or deficiencies of each proposal.

Raymond J. Gorski

This proposal was the most cost-effective received. It demonstrated a critical knowledge of the State Implementation Plan (SIP), and particularly the 2016 Air Quality Management Plan (AQMP), that help guide MSRC work programs. The proposal also showed a thorough

understanding of a wide variety of vehicle-related emissions reductions strategies in the South Coast Air District, including both technology-based (e.g. zero- and near-zero vehicles and a variety of fuel types) as well as other strategies (e.g. bicycles, shuttles, life-style changes) that reduce traffic in addition to emissions. It also demonstrated a strong understanding of the breadth and scope of the MSRC's goals in addressing air quality and transportation with technology and demand-related solutions, the relationship between the MSRC and SCAQMD, and how multi-faceted the MSRC programs are. The proposal demonstrated the vast experience of the proposer in helping to develop successful work programs within the context of state and regional transportation-related regulations, plans and policies.

Jerald A. Cole

While still reasonable, this proposal's cost was 15% greater than the low bidder. The proposer demonstrated good technical expertise in hydrogen and fuel cell technologies. However, the proposal did not show familiarity with many of the other technologies and strategies, including transportation control measures, embraced by the MSRC. Additionally, the proposal was silent about experience with a variety of equipment manufacturers, technology providers, and local government officials beyond those at SCAQMD. The proposer failed to make it clear that he understands the structure of the MSRC or its relationship with SCAQMD. Finally, the approach to the work was lacking in that it essentially reiterated what was contained in the RFP and did not provide a demonstration of the expertise and experience necessary to perform the duties of Technical Advisor.

RECOMMENDATION: Based on evaluation scores and the cost-effectiveness of the proposal, the MSRC-TAC Evaluation Panel recommended an initial award to Raymond J. Gorski in an amount not to exceed \$350,000 for the period October 1, 2017 through December 31, 2019, with an option clause for a two-year term extension. Funding for the option clause, which includes a 3.8% COLA, will be considered when the MSRC considers extending the option. Funding for the initial 27-month term will be divided 75% to Work Programs and 25% to Administrative Budgets, as follows:

- 75% of the contract amount, or \$262,500, to be divided proportionally between the FYs 2016-18 Work Program, the FY 2018-19 Work Program, and the FY 2019-20 Work Program (\$87,500 to FYs 2016-18 Work Program, \$116,667 to FY 2018-19 Work Program, and \$58,333 to FY 2019-20 Work Program); and
- 25% of the contract amount, or \$87,500, divided proportionally between the FYs 2017-18, 2018-19, and 2019-20 Administrative Budgets (\$29,167 from the FY 2017-18 Budget, \$38,889 from the FY 2018-19 Budget, and \$19,444 from the FY 2019-20 Budget).

At their August 3, 2017 meeting, the MSRC-TAC reviewed the recommendations of the Evaluation Panel and recommends approval.

ATTACHMENT: Evaluation Panel Scores

Attachment
 Evaluation Panel Scores
 for Proposals Received in Response to Technical Advisor Services for the MSRC #P2013-25

Technical Advisor Scoring

Ray Gorski						
	Tech Qual/Exp	Tech Appr	Cost Prop	Past Perf	DVBE/LB/SB	
Evaluator 1	38.00	18.00	20.00	10.00	10.00	
Evaluator 2	40.00	20.00	20.00	10.00	5.00	
Evaluator 3	36.00	19.00	20.00	10.00	10.00	
Evaluator 4	35.00	18.00	18.00	10.00	10.00	
Average	37.25	18.75	19.50	10.00	8.75	94.3 TOTAL

Jerald A. Cole						
	Tech Qual/Exp	Tech Appr	Cost Prop	Past Perf	DVBE/LB/SB	
Evaluator 1	35.00	16.00	18.00	8.00	10.00	
Evaluator 2	25.00	5.00	8.00	5.00	5.00	
Evaluator 3	28.00	15.00	17.00	6.00	10.00	
Evaluator 4	27.00	12.00	14.00	5.00	10.00	
Average	28.75	12.00	14.25	6.00	8.75	69.8 TOTAL

AGENDA ITEM #14

Consider Program Opportunity Notice for
Local Government Partnership Program



Announcing the MSRC's Clean Transportation Funding™

***2017 Local Government
Partnership Program***

**A Funding Partnership with Cities & Counties to “Jumpstart”
Implementation of the
SCAQMD’s 2016 Air Quality Management Plan**

Program Opportunity Notice & Invitation to Negotiate

September 1, 2017

I INTRODUCTION

Since the inception of the MSRC's Clean Transportation Program more than 25 years ago, significant progress has been made in reducing emissions from motor vehicles, especially as it pertains to vehicle exhaust emissions. Emissions from motor vehicles, including light, medium, and heavy-duty vehicles, are on the order of 90% cleaner today as compared to 25 years ago, and overall air quality has improved measurably within the South Coast AQMD.

While measureable progress has been made in reducing vehicle emissions, the South Coast region still fails to meet federally mandated air quality standards. These standards for smog-forming pollutants will become even stricter by year 2023 – only eight years away. According to the South Coast AQMD, air pollutant emissions must be reduced by an additional 75% in order to meet the 2023 federal ozone standard.

While our air quality challenges are daunting, a roadmap to achieve these mandated reductions in smog-forming pollutants exists. The 2016 Air Quality Management Plan (AQMP) is the regional blueprint for achieving the federal air quality standards for healthful air.

The 2016 AQMP recognizes the critical importance of working with other agencies to develop funding and incentives that encourage the accelerated transition to cleaner vehicles and mobility strategies. As a means to “jumpstart” the awareness of, and, most importantly, the implementation of proven air quality improvement measures as outlined in the 2016 AQMP, the MSRC is offering to partner directly with cities and counties within the South Coast AQMD on a new, innovative **Local Government Partnership Program**. This new program emphasizes an accelerated transition to zero and near-zero vehicles along with essential supporting infrastructure.

The Local Government Partnership Program represents an evolution of prior MSRC programs such as the Local Government Match Program. While the Local Government Match Program was successfully implemented for over 17 years, the new Local Government Partnership Program seeks to improve upon the prior program in the following ways:

- Increases participation of cities and counties within the South Coast District – while both the prior Local Match and the new Partnership Program are voluntary, the Local Government *Partnership* Program ***SETS ASIDE A PRO-RATA SHARE OF MSRC FUNDING FOR EACH CITY AND COUNTY WITHIN THE SOUTH COAST AQMD WHO PARTICIPATE IN THE AB 2766 MOTOR VEHICLE REGISTRATION FEE PROGRAM.***
- Directly supports implementation of the South Coast District's 2016 AQMP by ***FOCUSING MSRC INVESTMENTS ON AQMP MEASURES.***
- Educates local government leadership on our air quality challenges and the regional blueprint for achieving healthful air for all residents.
- Leverages other sources of available funding

This document explains - step by step – how to partner with the MSRC and secure funding to implement clean air projects in your jurisdiction. It is designed to place a minimum administrative burden on local government staff while having the necessary safeguards built in to ensure integrity of the AB 2766 motor vehicle registration fee programs. Each city and county that chooses to accept the MSRC's partnership offer will be directly

supporting the South Coast District’s AQMP measures and will contribute a direct and tangible air pollution reduction benefit to our region.

II PARTNERSHP OPPORTUNITY

The purpose of this Program Opportunity Notice and Invitation to Negotiate is to partner with cities and counties that already participate in the AB 2766 Subvention Fund Program and to offer MSRC Clean Transportation Funding, also known as AB 2766 Discretionary Funding, as a means to leverage both funds to implement 2016 AQMP measures.

This Local Government Partnership Program is unique in that it is not a competitive procurement – the MSRC has already set aside a pro-rata funding amount for each city and county to participate. This funding allocation is based upon the amount of AB 2766 Subvention Funds each jurisdiction receives, subject to an adjustment factor explained below. Note that AB 2766 Subvention Funds are distributed on a *population basis* as opposed to the number of vehicle registrations within a given jurisdiction.

The 2016 South Coast AQMP places a strong emphasis on accelerating the transition to zero and near-zero motor vehicles. For that reason, this funding opportunity from the MSRC has a focus on zero and near-zero emission vehicles and their supporting infrastructure. However, the MSRC recognizes that smaller jurisdictions that receive a relatively smaller AB 2766 funding allocation may not be positioned to pursue a zero emission fleet transition at this time. For this reason, the MSRC affords smaller jurisdictions greater flexibility to pursue air quality improvement strategies in addition to zero and near-zero emission vehicles and infrastructure. This is explained in subsequent sections of the Program Opportunity Notice.

In addition to the direct air quality benefits that will be achieved through participation in the MSRC Local Government Partnership Program, the MSRC also wants to use this opportunity as a means to educate local governments on the MSRC’s mission, the SCAQMD’s 2016 AQMP and its air quality improvement measures, and to increase awareness of other sources of incentive funding available to leverage AB 2766 funds and local jurisdictions’ general funds to further and more rapidly implement the SCAQMD’s clean air roadmap. Thus, a key element of the Local Government Partnership Program is the Education component. Working together, the MSRC and local governments can leverage local, state, and federal funding opportunities to more broadly and more rapidly realize the goals of the 2016 AQMP on a broad, regional basis.

A. How the MSRC Funding is Allocated

MSRC Funding available under the Local Government Partnership Program is allocated to cities and counties on a population basis, subject to the following modifications:

- Cities and Counties that receive an annual allocation of AB 2766 Subvention Funds less than \$50,000 are eligible to receive an MSRC Partnership match of \$50,000. Thus, the MSRC increases the amount of funding for small jurisdictions to ensure sufficient funds are available to implement a meaningful air pollution reduction project(s);
- Larger jurisdictions that receive a population-based AB 2766 Subvention Fund allocation greater than or equal to \$50,000 are eligible to receive a “dollar for dollar” MSRC funding allocation;

- The maximum amount of funding any single city or county will receive from the MSRC is \$2,000,000; thus, the MSRC Partnership match is capped at \$2M.

B. Eligible Project Categories

The following are the eligible project types for which an MSRC Funding contribution can be sought by participating cities and counties. Note that there are two categories of eligible projects – those for cities and counties that are eligible to receive MSRC funding at the \$50,000 level, and those cities and counties with larger populations that are eligible to receive a greater pro-rata funding share.

1. Cities and Counties Eligible for an MSRC Funding Contribution Greater than \$50,000: Cities and counties with larger populations are required to propose projects related to the purchase and/or support of zero and near-zero emission vehicles. The following are eligible project categories:
 - **Light-duty Zero Emission Vehicle Purchases or Leases** – This supports cities’ and counties’ acquisition of zero emission light duty fleet vehicles, including battery-electric and fuel cell vehicles. MSRC funding can be used to fund up to a maximum of 50% of a qualifying vehicle’s net¹ purchase price, or up to \$10,000 per vehicle, whichever is less. For the purpose of this eligible project category, “light-duty” is defined as having a gross vehicle weight rating (GVWR) of 8,500 pounds or less.
 - **Medium & Heavy-Duty Zero Emission Vehicle Purchases** – This supports cities and counties in acquiring medium and heavy-duty fleet vehicles, including utility vehicles, transit-style electric buses, etc. MSRC funding can be used to fund up to a maximum of 50% of a qualifying vehicle’s net purchase price, or up to \$100,000 per vehicle, whichever is less. For the purpose of this eligible project category, vehicles must have a GVWR of 8,501 pounds or greater.
 - **Near-Zero Emission Heavy-Duty Alternative Fuel Vehicle Purchases & Repowers** - This supports cities and counties in acquiring heavy-duty fleet vehicles equipped with an engine certified by the California Air Resources Board to the Optional NOx standard of 0.02 g/bhp-hr. MSRC funding can be used to fund up to a maximum of 50% of a qualifying vehicle’s net purchase price, or up to \$25,000 per vehicle, whichever is less. For the purpose of this eligible project category, vehicles must have a GVWR of 14,001 pounds or greater.
 - **Electric Vehicle Charging Infrastructure (EVSE) Installation** – including the costs to purchase and install EVSE to support increasing numbers of electric and plug-in hybrid vehicles. For the purpose of this eligible category, the MSRC will contribute:
 - Up to 50% of the total EVSE cost for private access EVSE, which is for the dedicated use of the proposing entities(s), and;
 - Up to 75% of the cost of publicly accessible EVSE.
 - **Alternative Fuel Refueling Infrastructure New Construction or Expansion** - including the costs to purchase and construct natural gas or hydrogen refueling infrastructure, including expansion of

¹ Purchase price after any manufacturer, federal, and State rebates and incentives

existing natural gas or hydrogen refueling infrastructure, to support low-emission and near-zero natural gas vehicles and zero emission fuel cell vehicles. For the purpose of this eligible category, the MSRC will contribute:

- Up to 25% of the total cost for private access refueling infrastructure, up to a maximum MSRC contribution of \$350,000 per station, and;
- Up to 50% of the cost of publicly accessible refueling infrastructure, up to a maximum MSRC contribution of \$500,000 per station.

2. Cities & Counties Eligible for a Maximum MSRC Funding Contribution of \$50,000: Cities and counties with smaller populations as described in Section A may propose to implement any of the zero and near-zero vehicle and infrastructure eligible projects discussed under subsection 1., above. In addition, smaller jurisdictions are also entitled to request MSRC funds for the following additional eligible project categories:

- **Traffic Signal Coordination and Synchronization Projects** – including arterial corridor traffic signal coordination, multi-jurisdictional traffic signal coordination, adaptive onramp metering, and expansion and limited upgrades to existing traffic management/operations centers.
- **Bicycle Active Transportation Projects** – including the following bicycle projects: a) Class I, II, and IV bicycle facility installations; b) Bike share programs; c) Bicycle detection system installations at intersections; d) Bike stations, including bicycle lockers and racks; and e) Bicycle Campus projects.
- **First Mile/Last Mile Strategies** – This category is limited to transportation strategies that provide transportation connectivity options to increase utilization of public transportation for the benefit of the general public. Note that this category is not intended to support employee rideshare programs.

When implementing a project(s) from this subsection, jurisdictions are required to provide total project co-funding of at least 50%.

C. Match Funding Requirements – Project Contributions from Participating Cities & Counties

As noted above, the MSRC will contribute a portion of an eligible project’s total cost – the balance of a project’s cost must be borne by the participating city or county. It is the express desire of the MSRC that participating cities and counties use – to the maximum extent possible – their AB 2766 Subvention Funds as a match to MSRC funds. However, there is no restriction on the source of match funding brought to a project by a participating city or county.

Also, the MSRC encourages participating cities and counties to seek additional sources of incentive funding to augment project implementation. Multiple incentive programs are available at the local, state, and federal level to support the acquisition of zero and near-zero emission vehicles. The goal is to leverage additional funding sources to accelerate implementation of AQMP measures. A listing of relevant additional funding sources can be found on the MSRC’s website at www.cleantransportationfunding.org.

III LOCAL GOVERNMENT PARTNERSHIP/AQMP JUMPSTART PROGRAM - REQUIREMENTS & CONDITIONS

The MSRC's Local Government Partnership Program has been designed to reduce administrative burdens on city and county staff while ensuring conformance to all applicable SCAQMD regulations and MSRC policies. The following requirements and conditions apply to each city and county that chooses to participate in the AQMP Jumpstart Program:

1. **Earliest Date for an MSRC Co-funded Project to Commence** – The release date of this Invitation to Negotiate, September 1, 2017, is the earliest date work on a project can commence and be potentially eligible for MSRC funding. *This only applies to project implementation costs for which MSRC funding is sought – previous coordination planning or other project components conducted using other funding sources are not subject to this requirement.*

Please note that any expenditure made in anticipation of an award of MSRC funding prior to contract execution is solely at the applicant's risk. If no contract is executed, neither the MSRC nor SCAQMD is liable for payment of any funds expended in anticipation of a contract. Please note that in the event a contract is executed, reimbursement for any costs incurred by the proposer in anticipation of the contract is at the discretion of the MSRC and SCAQMD.

2. **Eligibility Requirements** – Cities and counties that have opted in to the AB 2766 Subvention Fund motor vehicle registration fee program are eligible to participate in the MSRC's Local Government Partnership Program. The South Coast AQMD has predetermined the eligibility status of each city and county within the South Coast region. The SCAQMD is the responsible public agency for the disbursement of AB 2766 Subvention Fund revenues.
3. **Partnering with Other Jurisdictions** - Teaming by cities and/or counties, and the pooling of MSRC Local Government Partnership funds is allowable as a means to implement joint projects of mutual benefit to the participating jurisdictions. Please note that a lead team member must be designated for the purpose of application submittal and contracting. If desired, multiple cities and/or counties may form a Joint Powers Authority (JPA) for the purpose of application submittal and contracting. Please note that all members of the JPA must meet the eligibility requirements of the preceding paragraphs. A letter designating the lead agency and authorizing such agency to act on behalf of a jurisdiction's interests must be submitted from each participating city and/or county as an element of the project application.
4. **Project Completion Deadlines** – All projects should be designed such that they can be fully implemented within 60 months of contract execution.
5. **Reporting Requirements** – The reporting requirements established for the Program are intended to ensure adequate monitoring of the use of public funds, while avoiding the imposition of excessive reporting burdens on the funding recipients. Individual reporting requirements will be a function of the type of project proposed; however, reporting typically includes quarterly progress reports as well as a concise Final Report.
6. **Audit Requirements** – In accordance with state law, all projects funded with MSRC **Clean Transportation Funding™** are subject to audit. It is highly recommended that applicants employ standard government accounting practices when administering their MSRC co-funded project.

7. Additional Requirements & Conditions on MSRC Local Government Partnership Program Funding

- Projects funded under the MSRC Local Government Partnership Program are not eligible to receive additional MSRC funds under any other current or future MSRC Work Program solicitation;
- Projects awarded MSRC funding under a previous Work Program are not eligible to receive additional MSRC funding under this Program;
- MSRC funding over and above the original contract amount will not be available for any reason, including project cost overruns. Participating cities, counties, and JPAs must use funding sources other than MSRC funds to cover foreseen or unforeseen project cost increases;
- Project management costs necessary to implement demonstration projects are allowable; however, the MSRC reserves the right to reduce or delete project management costs that appear excessive;
- MSRC funds will be distributed on a reimbursement basis upon completion of the approved project milestone and submittal of all required reports and invoices;
- Certificate of Insurance or Letter of Self Insurance - All cities, counties, and JPAs that accept an MSRC funding award must provide a Certificate of Insurance or Letter of Self Insurance within 45 days of notification of a funding award.

IV HOW TO PARTICIPATE – STEP BY STEP INSTRUCTIONS

In order to participate in the MSRC Local Government Partnership Program, jurisdictions must complete the following Program Application steps:

1. **Participate in the MSRC Hosted Webinar** – this Webinar will explain in more detail the requirements to participate in the MSRC’s Local Government Partnership/AQMD Jumpstart Program. Note that participation in the webinar is *voluntary*; however, participation is encouraged.

The webinar will take place on Tuesday, September 19th at 10:00 am. The access information is (to be determined)

2. **Download the MSRC-provided PowerPoint Presentation from the MSRC Website at www.Cleantransportationfunding.org.** This brief presentation must be presented to each participating City Council or Board of County Supervisors to be eligible to receive MSRC funding.
3. **Obtain a Resolution or Minute Action Documentation** - All applications submitted under the Local Government Partnership Program must include a copy of an approved Resolution or Minute Action from the City Council or County Board of Supervisors of the lead agency that:
 - a) Acknowledges receipt of the MSRC-supplied presentation from city or county staff;
 - b) Authorizes the proposed project; and
 - c) Allocates the necessary matching funds.
4. **Prepare a Project Implementation Plan** - This application element outlines the specific projects or programs for which MSRC funding is sought, subject to the eligible project categories outlined in Section II.B, above. The information provided will be the primary source material for the development of a sole-source contract Statement of Work.

5. **Proposed Budget** – This application element delineates how the participating city or county proposes to invest their allocation of MSRC **Clean Transportation Funding™** in support of eligible AQMP measures. It is preferred that cities and counties provide cost information at the “per project” level. Note that the goal of the MSRC is to significantly leverage **Clean Transportation Funding™**; thus, participating cities and counties are encouraged to maximize the use of other funding sources to expand project scope and accelerate implementation of South Coast AQMP measures.
6. **Implementation Schedule** – This final application element requests the submittal of a schedule depicting key milestones, anticipated project completion dates, etc. The goal of the MSRC is to have all projects completed within 60 months of contract execution.

V APPLICATION SUBMITTAL

Applications to participate in the MSRC’s Local Government Partnership Program can be submitted by a city, county, or eligible JPA between the dates of September 1, 2017 and March 2, 2018. As this is a sole source solicitation, the MSRC reserves the right to modify the proposal acceptance period at their discretion, including granting additional proposal preparation time without penalty.

Applications must be submitted electronically in PDF format using the MSRC Website. We believe this benefits the applicant, the MSRC staff, and the environment. A tutorial has been developed to walk applicants step by step through the electronic application submittal process. This tutorial is available on the MSRC Website at www.cleantransportationfunding.org. Look for the tutorial on the “Proposal Process – Upload Proposal” page.

VI PARTICIPATION APPLICATION REVIEW, ACCEPTANCE, & CONTRACTING

A Subcommittee of the MSRC Technical Advisory Committee (MSRC-TAC) will evaluate each application received for conformance to Program requirements. The Subcommittee will make recommendations to the full MSRC-TAC, who will in turn advise the MSRC. Upon approval by the MSRC, a sole-source contract will be negotiated between the SCAQMD on behalf of the MSRC and each participating city, county, and JPA. Applications will be evaluated as received.

If you have any questions regarding this funding opportunity or this Program Opportunity Notice and Invitation to Negotiate, please contact one of the MSRC staff members listed below:

Cynthia Ravenstein
Cravenstein@aqmd.gov
(909) 396-3269

Ray Gorski
rgorski@aqmd.gov
(909) 396-2479

AGENDA ITEM #15

2017-2018 Clean Fuels/Clean Technologies
Conference Calendar

Clean Fuels and Clean Technologies Conference Calendar for 2017-2018

August 2017

Aug 30 Women in Green Forum, Los Angeles, CA Website:
<https://www.eventbrite.com/e/8th-annual-women-in-green-forum-tickets-29876958788>

September 2017

Sept 9 National Drive Electric Week Event 12 Noon-4pm, SCAQMD, Diamond Bar, CA

Sept 10-13 Hydrogen + Fuel Cells Solar International, Las Vegas, NV. Website:
<http://www.h2fc-fair.com/usa/index.html>

Sept 12-14 Critical Power Expo, Battery Show & Elec & Hybrid Veh. Tech Expo, Novi, MI
<http://www.criticalpowerexpo.com>

Sept 15-16 12th Annual AltCar Santa Monica Civic Conference, Santa Monica, CA Website:
<http://www.altcarexposocal.com/>

Sept 18-20 SAE 2017 Commercial Vehicle Engineering Congress, Rosemont, IL Website:
<http://www.sae.org/events/cve/>

Sept 25-27 California Hydrogen & Fuel Cell Summit, Sacramento, CA Website:
<https://californiahydrogen.org/civicrm/event/info?reset=1&id=146>

Sept 27-28 SCAQMD/CAPCOA Making Sense of Sensors, Diamond Bar, CA Website:
www.aqmd.gov/aq-spec

October 2017

Oct 6 29th Annual Clean Air Awards, Los Angeles, CA Website:
<http://www.aqmd.gov/caa/home/event-info>

Oct 10-12 Thermal Management Systems Symposium, Plymouth, MI Website:
<http://www.sae.org/events/tmss/>

Oct 22-24 Renewable Energy Markets 2017, New York, NY Website:
<https://www.renewableenergymarkets.com/>

Oct 24-25 2030: Connecting Transportation, Jobs & Environment, Pasadena, CA Website:
<http://calstart25.org/>

Oct 24-26 BSR Conf. Collab./Action Sustainable Business, Huntington Beach, CA Website:
<http://bsr17.org/>

Oct 25 2030: Connecting Transportation, Jobs & the Environment, Pasadena, CA Website:
www.calstart25.org.

Oct 31-Nov 1 13 Annual Lithium Battery Materials & Chemistries, Arlington, VA Website:
<http://cambridgeenertech.com/lithium-battery-materials-chemistries/>

November 2017

- Nov 2-3 8th Annual Battery Safety Integrating Lithium Battery Safety, Arlington, VA Website:
<http://cambridgeenertech.com/battery-safety/>
- Nov 6-9 HHP Natural Gas for High Horsepower Summit, Jacksonville, FL Website:
<http://www.hhpsummit.com/>
- Nov 7-9 2017 Fuel Cell Seminar & Energy Expo. Long Beach, CA. Website:
<https://www.fuelcellseminar.com/registration>
- Nov 14-15 SAE 2017 Range Extenders for Elec Veh Symposium, Dearborn, MI Website:
<http://www.sae.org/events/>
- Nov 28-29 Green Calif Schools & Community College Summit, Pasadena, CA Website:
<http://www.green-technology.org/gcschools17/>

December 2017

- Dec 5-7 Power-Gen International – Renewable Energy, Las Vegas, CA Website:
<http://www.power-gen.com/event-information/renewableenergyworldinternational.html>

February 2018

- Feb 28 Mar 2 Climate Leadership Conference, Denver, CO Website:**
<https://www.epa.gov/climateleadership/climate-leadership-awards>

April 2018

- Apr 17-19 Green Transportation Summit & Expo, Tacoma, WA Website:**
<http://www.gtsummitexpo.com/>

For the latest updates on the listed conferences, please call the conference contact person directly.

Last updated 5/24/17 (Items in bold were recently added).